

LESSON 3
GOD ANSWERS HANNAH'S PRAYER
LESSON AT A GLANCE

WONDER TRUTH: God Answers Prayers

SCRIPTURE: [1 Samuel 1](#)

GOD'S BIG STORY: After years of praying, Hannah is still childless. Though sad, she continues to pray in the tabernacle where she encounters Eli the priest. God answers her prayers, and Hannah gives birth to Samuel, whom she returns to the Lord.

MEMORY VERSE: God is able to do far more than we could ever ask for or imagine. He does everything by his power that is working in us. —[Ephesians 3:20](#)

CURIOSITY Large Group or Small Group

An object lesson, experiment, or activity that sparks curiosity, encourages exploration, and gets kids thinking about the wonder of God.

- Welcome Question: What would you ask for if you knew the answer would be “yes”?
- Free Play
- Countdown
- Curiosity Questions
- Declaring God's Wonder


BELIEF Large Group

A deep and interactive dive into Scripture that guides kids into knowing God more deeply, exploring His big story, and marveling at His wonder.

- Prayer of Invitation
- God's Big Story: Hear It, Watch It, Experience It!
- Connecting the Wonder Truth
- Memory Verse: [Ephesians 3:20](#)

FAITH Small Group

An intentional conversation that helps kids see the wonder of God's story and how it connects to their own, emboldening their faith and fostering a deeper understanding of their place in God's kingdom.

- Discussion Questions for Younger and Older Kids
- Small Group Prayer Time
- Blessing Your Kids

EXTRA TIME Large Group or Small Group

An interactive activity to keep kids engaged during pick-up and reinforce the lesson.

- Interactive Game: Believe It or Not?

INVITATION

We invite you to pause, listen, and shift your gaze toward the Father ...

Hannah was wrecked, distraught to the point of being confused with someone in a drunken state. She was weeping in the house of God, alone and in despair.

The only person who saw her in her most desperate state was the priest Eli. Hannah had come to the house of the Lord to pray. She had come to God, and God sent a minister. Take a moment and read [1 Samuel 1:9–28](#).

As people serving God's church, there are times we are privy to the experiences of others that no one else gets to see. And often, in their encounter with God, He sends us as ministers of His presence and grace. That also means we often get to see just how beautifully God answers prayers, just like He did for Hannah.

Consider a time you have seen God work in this way. Has God gifted you with the opportunity to share His grace with others? It's a blessed and sacred thing to be the voice of comfort and mercy, reminding others of God's presence in those moments. God answers prayers, and sometimes we get to be part of that answer.

DID YOU KNOW?**FOUNDATION BUILDING BLOCKS****WHO?**

Elkanah and Hannah—an Israelite family; Hannah is barren. Eli is the priest at the tabernacle where they worship. Samuel is Hannah's miracle son.

WHAT?

Hannah's barrenness was considered a curse of shame in Israelite culture. Her despair brings her to the temple where she weeps before God, begging Him for a child. Eli confirms that God has heard her prayer and will give her a child.

WHERE?

Elkanah's family lived in Ramah (1 Samuel 1:19) and worshiped in Shiloh (1:3). Today, Ramah is located about five miles north of Jerusalem at an archeological site called Al-Ram. Shiloh still exists 19 miles north of Jerusalem.

WHEN?

Hannah's story takes place during the time of the judges before Israel had kings. Her son Samuel would later anoint both Saul and David as the first two kings of Israel.

CONNECTING TO GOD'S BIG STORY

Hannah kept praying year after year until God answered her prayer. Her perseverance was the type Jesus would tell His disciples to have in prayer too: "always pray and not give up" (Luke 18:1).

Large Group or Small Group

Spark curiosity, encourage exploration, and get kids thinking about the wonder of God.

Welcome Question

The following question will be written on a whiteboard: What would you ask for if you knew the answer would be “yes”?



Leader Tip: Kids will learn today that God answers prayers and is able to do far more than we can ask for or imagine. While prayer requests are always encouraged, the Welcome Question is designed to be fun, imaginative, and easy for all kids to answer and participate in, especially those who may be attending church for the first time. Consider sharing a lighthearted example, like asking for a pet hippo or an ice cream parlor inside your house, to help kids get started.

As kids arrive ...

Warmly welcome kids by name. Show them the [Welcome Question](#). If you have younger kids, be sure to read the question for them. Encourage kids to introduce themselves and share their answers with their neighbor.

Free Play

Tables will be set with games, toys, and activities for kids to play until the lesson begins. This is a great opportunity to get to know kids and build relationships with them.

This is also a great time for a bathroom reminder!

Countdown Video

Play the [countdown video](#) provided and then show it every week 5 minutes before your official start time to signify clean up time.



Curiosity Questions

At your start time ...

Grab kids' attention by sharing your answer to the Welcome Question, making sure it is something outrageous and fun. Call on several kids to share their answers to the Welcome Question: **What would you ask for if you knew the answer would be "yes"?**

In God's big story today, we will hear about a woman who asked God for something very big and important. But, first, it's time to be curious.

Pose the following "I'm curious" questions. Say "I'm curious ..." before each question and give kids a chance to think about and answer each one. After each question, consider having kids share their ideas with a neighbor before you call on one or two of them to share with the group.

I'm curious ...

- **Do your parents (or family members) always give you what you ask for or what they think is best? What's the difference?**
- **What do you do when you have a problem and aren't sure how to solve it?**

Declaring God's Wonder

Wonder Ink RESOURCES: Hannah Declaration Slide

Display the [Hannah Declaration Slide](#). Read each line boldly and invite kids to repeat after you.

Thank You, God, that You are good! *(Kids repeat.)*

You made me on purpose, for a purpose. *(Kids repeat.)*

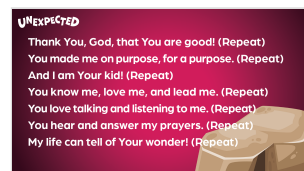
And I am Your kid! *(Kids repeat.)*

You know me, love me, and lead me. *(Kids repeat.)*

You love talking and listening to me. *(Kids repeat.)*

You hear and answer my prayers. *(Kids repeat.)*

My life can tell of Your wonder! *(Kids repeat.)*



Large Group

Guide kids into knowing God, exploring His big story, and marveling at His wonder.

LESSON AT A GLANCE

WONDER TRUTH: God Answers Prayers

SCRIPTURE: 1 Samuel 1

MEMORY VERSE: Ephesians 3:20

Prayer of Invitation

Before entering into God's big story, lead kids in a prayer of invitation. Use the prayer here or your own words: **God, You answer prayers in a way that is far more than we could ask or imagine. Through Your Holy Spirit, help us to see and believe this truth today. In Jesus' name, Amen.**

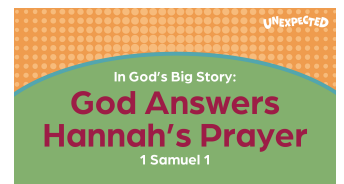
God's Big Story

SUPPLIES: Bibles (1 per kid), [Hannah Title Slide](#), [God Answers Hannah's Prayer](#)
[God's Big Story Video](#)

Display the [Hannah Title Slide](#). **There are two books in the Bible called "Samuel:" First Samuel and Second Samuel. Today's part of God's big story comes from First Samuel chapter one. It tells the story of Samuel's birth. Samuel was a special baby and became a very important prophet who anointed the first two kings of Israel.**

Then do one or both of the following:

- View [God Answers Hannah's Prayer God's Big Story Video](#)
- Use the following God Answers Hannah's Prayer Experience It! Script



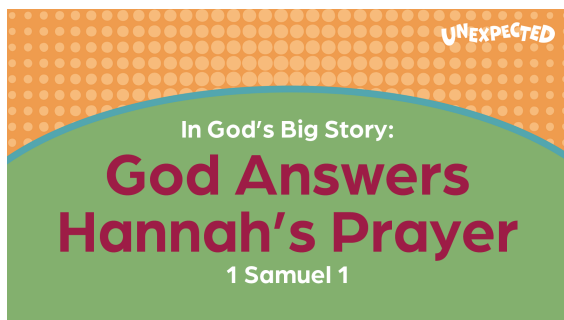
Leader Tip: In today's passage, [1 Samuel 1:9–20](#), Eli the priest mistakenly believes Hannah is drunk. Read the passage ahead of time to decide whether you want to read all of it out loud or omit some verses.

FOR OLDER KIDS: Help kids find the correct book and chapter by showing them the table of contents in their Bibles. Help them find the chapter by asking them to find the large number one. Let kids know the last step to finding today's story is to locate the small number nine. **Let's start by reading part of God's big story directly from the Bible. Afterward, we will watch and experience more of the story!** Read [1 Samuel 1:9–20](#) as a group. Then do one or both of the following:

- View [God Answers Hannah's Prayer God's Big Story Video](#)
- Use the following God Answers Hannah's Prayer Experience It! Script

Watch God's Big Story

Watch the [God Answers Hannah's Prayer God's Big Story!](#)



LESSON 3 GOD ANSWERS HANNAH'S PRAYER

EXPERIENCE IT! SCRIPT

SUPPLIES: paper (1 sheet per kid), coloring utensils

Ahead of time, help kids form four groups and assign each group a number from 1 to 4. Give each group paper and coloring utensils. All four groups should be seated where they can see and hear you.

I'm so glad you're here for today's part of God's big story. I'm going to need your help telling it. How many of you love to draw? Allow kids to respond. **That's great! No matter your drawing ability, we're all going to do our best to draw some scenes from the Bible.**

Now, I know you haven't learned the story yet, so I'm going to do my best to describe the people you're going to draw. Let's start with group 1! I would like each of you to draw a picture of a husband and wife together. They are very, very sad. When I tell you today's part of God's big story, you'll find out why. Let group 1 begin drawing.

Next, I would like group 2 to draw a picture of a woman praying. She is talking to God and praying passionately to Him, telling Him why she is so sad. Do you think you can draw that? Allow kids to respond. **Great!** Let group 2 begin drawing.

Now, group 3 is going to draw a picture of a husband and wife, but this time they are happy. I don't want you to draw "regular happy," but the happiest happy you can draw! Maybe think about a time you got the best gift ever; do you have that image in your mind? Now draw that kind of happy! Let group 3 begin drawing.

Our last group is going to draw a picture of a baby boy. In just a minute, you'll find out why this baby boy is so special. Let group 4 begin drawing.

Give kids a couple minutes to complete their drawings. Assure them it's OK if they don't finish their drawings; they can still participate. Address group 1: **Who thinks they have a really good picture of a husband and a wife?** Choose one volunteer. **Wonderful! I'd like you to come up here next to me. Don't show us yet, but when I point to you during God's big story, I want you to turn your picture around for everyone to see.** Give the same directions for each group, selecting one volunteer who has a picture of a woman praying, one of a happy husband and wife, and one of a baby boy. Make sure your volunteers are standing in the order of their groups.

Let's get started with our story from the Bible! God's chosen people, the Israelites, had finished their years of wandering in the wilderness. They had found a place to make their home and built cities and set up God's tabernacle, their place of worship, at a place called Shiloh. Unlike the other nations around them, the Israelites didn't have a king; instead, their land was ruled by judges. The Israelites trusted the judges to lead them and the priests to guide them as they worshiped God.

Point to the first volunteer and have her show her picture to the group. **Two of those Israelites were Elkanah and Hannah. They were married and wanted to have children. But Hannah could not have kids, and this deeply saddened them. Hannah wondered why she couldn't have a baby. Whenever the family would go to the tabernacle to worship, Elkanah would offer God a double sacrifice for Hannah, asking God to let her have a baby.**

This picture sure looks like a sad Elkanah and Hannah. Commend your volunteer for doing a good job drawing before hearing the details from the story. **I'd love to see all your drawings too!** Allow kids in the first group to hold up their drawings from where they are seated for everyone to see.

One year, after Elkanah and Hannah finished worshiping at the tabernacle, Hannah returned there by herself. Point to the second volunteer and ask him to turn his picture around. **She was so sad. She sat down in the tabernacle and started crying and praying. She said to God, "Lord, you rule over all. Please see how I'm suffering! ... Please give me a son! If you do, I'll give him back to the Lord. Then he will serve the Lord all the days of his life" (1 Samuel 1:11). One of the priests named Eli saw Hannah praying. Hannah wasn't praying out loud because she was crying; she was praying in her heart and her mouth moved along with those words. Eli thought she was up to no good. He went over to her because he didn't think she should be in God's tabernacle acting like that.**

Look at the picture of praying Hannah. **How about that? Our praying Hannah over here does look like she's praying hard, telling God just how sad she is. Great job! Let's see the rest of your pictures!** Allow kids in the second group to hold up their drawings.

Hannah explained to Eli that she was sad and praying silently. Eli listened to her story, and his heart listened to God. Then he said to her, "Go in peace. May the God of Israel give you what you have asked him for" (1 Samuel 1:17). In response, Hannah said, "May you be pleased with me" (1 Samuel 1:18). She left and had something to eat. Hannah didn't feel sad anymore.

Early the next morning, Hannah and her husband woke up early and worshiped the Lord; then they returned home. Sure enough, in several months, God answered Hannah's prayer. Point to the third volunteer and invite her to show her picture to everyone. **Let's see the picture of our happy husband and wife! Perfect! They sure do look happy! What do your happy pictures look like?** Allow kids in the third group to hold up their pictures.

Elkanah and Hannah were happy because Hannah had a son. She named him Samuel. Let's see our picture of baby Samuel. Allow the final volunteer to turn around his picture. **How cute! How about the rest of you in group 4? What do your baby Samuels look like?** Allow those in the final group to share their pictures.

When Samuel was old enough, he went to the tabernacle to work with Eli the priest. Eventually, Samuel became a prophet for the Lord and anointed the first and second kings of Israel.

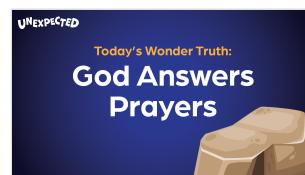
Just like God heard Hannah, He hears you. He is faithful to His promise to always be with us. We can pray to Him and trust in His faithfulness. God's answers to our prayers might not be as fast as we want or the way we want, but He is always faithful to hear us and answer us in the best possible way. God answers prayers.

Leader Tip: If you have a space in your area, consider having volunteers tape their pictures to a wall or on a board where kids can see the story in images.

Connecting the Wonder Truth

SUPPLIES: Hannah Wonder Truth Slide

Display the Hannah Wonder Truth Slide.



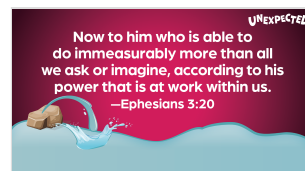
Our Wonder Truth today is **GOD ANSWERS PRAYERS**.

Hannah kept praying year after year until God answered her prayer. She didn't give up; this is called perseverance. Hundreds of years later, Jesus taught His disciples to have this type of perseverance when they prayed. He told them to "always pray and not give up" (Luke 18:1). Like Hannah and like Jesus' disciples, we can be certain God hears and will answer our prayers!

Memory Verse

SUPPLIES: Memory Verse Slide

The Memory Verse we're working on together is **Ephesians 3:20**. Today, we saw God answer Hannah's prayers. This verse tells us God is able to answer our prayers in ways we never could imagine!



Display the Memory Verse slide. Read the verse several times together. Remind kids the Holy Spirit works within them to help answer prayers. God also gives friends to help us pray. Encourage kids to partner up with a friend to work together to learn today's Memory Verse.

For an optional discussion, gather kids to talk about these questions:

- **What does it mean to *imagine*? Why is imagination important when we pray?**
- **God is able to do more than we could ask for or imagine. What does this show us about Him? What does it teach us about prayer?**

Leader Tip: Imagination is the ability to create images, ideas, and concepts that aren't real yet. Imagination, like prayer, knows no limitation.

Small Group

Help kids see the wonder of God's story and how it connects to their own story.

Divide your group into smaller groups based on age. If your group is already small, stay together for this time.

MEMORY VERSE

Now to him who is able to do immeasurably more than all we ask or imagine, according to his power that is at work within us.

—Ephesians 3:20 (NIV)

Questions: Younger Kids

- Why was Hannah so sad in God's big story today?
- Has there ever been something you wanted but didn't receive, and that made you sad? If you would like, tell us about it.
- Where did Hannah and her husband go every year?
- God answers our prayers in the best possible way. How did He answer Hannah's prayer?
- When is a time God answered your prayer or the prayer of someone you know? What is a prayer you are still waiting on God to answer?

Today in God's big story, God answered Hannah's prayer. Hannah waited a long time for God to answer, but she never gave up and continued to trust God to be faithful. Let's follow Hannah's example and talk with God in prayer.

Prayer Time: Younger Kids

Invite kids to share prayer requests. In today's story, Hannah was so sad she couldn't even speak; her lips moved, but words didn't come out. Remind kids God wants us to share our sadness with Him. Pause and allow time for kids to sit quietly and talk to God. After some time has passed, pray aloud for your group.

MEMORY VERSE

Now to him who is able to do immeasurably more than all we ask or imagine, according to his power that is at work within us.

—Ephesians 3:20 (NIV)

Questions: Older Kids

- **Why was Hannah so sad in God's big story today?**
- **Are you more likely to pray when you are happy or sad? Why do you think that is?**
- **What was Hannah doing when she met Eli the priest?**
- **God answers prayers in the best possible way. How was this true for Hannah? How is it true for you?**
- **When is a time God answered your prayer or the prayer of someone you know? What is a prayer you are still waiting on God to answer?**
- **Does God always answer your prayers in the way and the timing you think He should? Explain.**

In today's story, Hannah had become very sad, but she never stopped praying. It would have been easy for Hannah to think God had forgotten about her and give up. Instead, Hannah continued to visit the tabernacle and pray to God. God heard every prayer Hannah prayed, and He hears you too. Let's spend some time talking with God in prayer today.

Prayer Time: Older Kids

Hannah had become so sad she went by herself to talk to God at the tabernacle. Let kids know that sometimes it's good to find a place and talk with God alone and share our sadness with Him. It's also good to share and pray with other people, like Hannah did with Eli. Consider giving kids the option to spread out and pray alone or pray with a partner.

Blessing Your Kids

Speak this blessing over your kids, as a group or as individuals. If you bless kids individually, insert each name into the blessing.

Blessing: God knows you, sees you, and hears you. He is writing your story and is able to do far more than you could ask for or imagine through the power of His Spirit at work in you. May you trust in God all the days of your life, for His ways are always best.



Large Group or Small Group

Use the following activity to keep kids engaged during pick-up and reinforce the lesson.

Interactive Game: Believe It or Not?

SUPPLIES: Believe It or Not? Question Slides, Hannah Wonder Truth Slide

Ahead of time, use a marker to write the words “Believe It!” on one sheet of paper and “Not!” on another. Tape them to the wall on opposite sides of the room.

Display the first [Believe It or Not? Question Slide](#). **We’re going to play a game called “Believe It or Not?” I will read a statement, and you will decide if you “Believe It!” (point to the “Believe It!” sign) or “Not!” (point to the “Not!” sign). Then you will move to the side of the room that represents your choice.**



Advance to the next slide and read the first statement. Encourage kids to move to the side of the room that represents their choice. Once all the kids have chosen a side, reveal the correct answer. Then advance to the next slide. For your reference, here are the seven statements and their answers:

1. [Porcupines can float.](#)

Answer: Believe It!

2. [Gelatin was the first food eaten in space.](#)

Answer: Not! Applesauce was the first food.

3. [An octopus has five brains.](#)

Answer: Not! An octopus has eight brains.

4. [Kangaroos can’t walk backwards.](#)

Answer: Believe It!

5. [Venus is the only planet that spins clockwise.](#)

Answer: Believe It!

6. [Mustard was once sold as medicine.](#)

Answer: Not! However, ketchup was sold as medicine.

7. [The average yawn lasts six seconds.](#)

Answer: Believe It!

Leader Tip: Incorporate more movement into this activity by asking kids to move across the room in different ways, such as by running, skipping, walking in slow motion, and moving like the animal being described.

Display the [Hannah Wonder Truth Slide](#). **Wow! Does anyone feel like yawning after that last question? I don't know about you, but some of those facts are hard to believe. However, just because something is hard to believe doesn't mean it isn't true. In God's big story today, you will hear how God answered a prayer in a way that was difficult to believe. Today's Wonder Truth is **GOD ANSWERS PRAYERS.****

