

LESSON 3

GOD ANSWERS HANNAH'S PRAYER

LESSON AT A GLANCE

WONDER TRUTH: God Answers Prayers**SCRIPTURE:** [1 Samuel 1](#)**GOD'S BIG STORY:** After years of praying, Hannah is still childless. Though sad, she continues to pray in the tabernacle where she encounters Eli the priest. God answers her prayers, and Hannah gives birth to Samuel, whom she returns to the Lord.**MEMORY VERSE:** God can do more than we could ever imagine. —from [Ephesians 3:20](#)

CURIOSITY

Four options for interactive hands-on activities to help kids begin thinking about the wonder of God.

- Free Play
- Declaring God's Wonder
- Curiosity Activity: What's in Here?



BELIEF

A deep and interactive dive into Scripture that guides kids into knowing God more deeply, exploring His big story, and marveling at His wonder.

- Worship
- Prayer of Invitation
- God's Big Story
- Connecting the Wonder Truth
- Memory Verse: [From Ephesians 3:20](#)

FAITH

An intentional interactive discussion that helps kids discover the wonder of God's story and how it connects to their own.

- Circle Time: Discussion
- Prayer and Blessing

EXTRA TIME

An interactive activity to keep kids engaged during pick-up and reinforce the lesson.

- Closing Game: God Answers Hannah Actions

INVITATION

We invite you to pause, listen, and shift your gaze toward the Father ...

Hannah was wrecked; distraught to the point of being confused with someone in a drunken state. She was weeping in the house of God, alone and in despair.

The only person who saw her in her most desperate state was the priest Eli. Hannah had come to the house of the Lord to pray. She had come to God, and God sent a minister. Take a moment and read [1 Samuel 1:9–28](#).

As ministers, there are times we are privy to the experiences of others no one else gets to see. And often, in their encounter with God, He sends us as ministers of His presence and grace. That also means we often get to see just how beautifully God answers prayers, just like He did for Hannah.

Consider a time you have seen God work in this way. Has God gifted you with the opportunity to share His grace with others? It's a blessed and sacred thing to be the voice of comfort and mercy and the reminder of God's presence in those moments. God answers prayers, and sometimes we get to be part of that answer.

DID YOU KNOW?**FOUNDATION BUILDING BLOCKS****WHO?**

Elkanah and Hannah—an Israelite family; Hannah is barren. Eli is the priest at the tabernacle where they worship. Samuel is Hannah's miracle son.

WHAT?

Hannah's barrenness was considered a curse of shame in Israelite culture. Her despair brings her to the temple where she weeps before God, begging Him for a child. Eli confirms that God has heard her prayer and will give her a child.

WHERE?

Elkanah's family lived in Ramah (1 Samuel 1:19) and worshiped in Shiloh (1:3). Today, Ramah is located about five miles north of Jerusalem at an archeological site called Al-Ram. Shiloh still exists 19 miles north of Jerusalem.

WHEN?

Hannah's story takes place during the time of the judges before Israel had kings. Her son Samuel would later anoint both Saul and David as the first two kings of Israel.

CONNECTING TO GOD'S BIG STORY

Hannah kept praying year after year until God answered her prayer. Her perseverance was the type Jesus would tell His disciples to have in prayer too: "always pray and not give up" (Luke 18:1).



Curiosity

LESSON 3 EARLY CHILDHOOD

Spark curiosity, encourage exploration, and get kids thinking about the wonder of God.

Free Play

As kids arrive...

Greet kids warmly as they arrive and briefly explain the play stations. Invite them to play at any of the play stations.

Welcome to church! While we're getting ready to start, you can play at any of these stations to help get ready for our lesson today. Do you have any ideas of what we'll be learning about today?

Worship Playlist

During free play...

Play one of the Spotify playlists as background music while kids play.

Clean Up

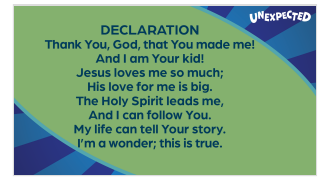
At the end of free play...

Play the Clean Up video to signify time to put away toys and activities. Then, gather kids on sit spots, chairs, or benches to begin the lesson.

Declaring God's Wonder

SUPPLIES: Early Childhood Declaration [Slide](#) (optional)

Display the slide and encourage the kids to say the statements and do the motions with you.



Hello, friends! I am so happy to be here with each of you. Let's get started by making a declaration. You can repeat after me as we remind ourselves of some important and TRUE words about me and you. Let's say these words together.

Thank You, God, that You made me! (*Kids repeat.*)

Make prayer hands, then point up to God and to yourself.

And I am Your kid! (*Kids repeat.*)

Put your hands on your hips.

Jesus loves me so much; (*Kids repeat.*)

Spread your arms out wide to your side one at a time, then pull them in for a hug around your chest.

His love for me is big. (*Kids repeat.*)

Hold your arms up high and wide above your head.

The Holy Spirit leads me, (*Kids repeat.*)

Bring your arms down from the sky, making a path in front of you.

And I can follow You. (*Kids repeat.*)

March like you're following the leader.

My life can tell Your story, (*Kids repeat.*)

Hold your hands in front of you like an open book.

I'm a wonder; this is true. (*Kids repeat.*)

Put your hands up, shaking your fingers, celebrating ("praise hands").

Curiosity Activity: What's in Here?

SUPPLIES: opaque containers with lids (3), dry beans (enough to fill a container), cotton balls (enough to fill a container), water (enough to fill a container)

Before beginning, fill one container with beans, one with cotton balls, and one with water. Don't let the kids see what's in the containers.

I have a question for you. What usually comes after a question or a request? Pause for responses.
An answer! Yes. And you just answered my question!

In this game, I will shake one of these containers (point to a container) **and ask the question, "What's in here?" You can answer by telling me what you think is inside.**

Hold up the container of dry beans and shake it gently. Invite the kids to come close to listen to the container. **Here's my question: What's in here?** Allow kids to share their answers. If kids need a hint, you can say something like "It's a type of food. It can be black or refried." **You've got it—beans!**

Awesome! Hold up the container of cotton balls and shake it gently. **This might be tough. Get ready with your answers. What's in here?** Allow kids to share their answers. Again, you can give hints like "They're white and soft" and "You can't eat them." **Very good. Cotton balls is the answer.**

Great job! Last container. Hold up the container of water and shake it gently. **Get ready to answer. What's in here?** Allow kids to share their answers. **Yes, it's water!**

You've done a great job answering the question we had today. Did you know you can ask God questions? You can also tell Him about anything you need. God invites us to talk with Him and ask for His help. When we talk to God, it's called prayer. We can talk with Him any time. God loves it when we talk with Him. He will always answer us, even if the answer is different than what we wanted. God knows what's best for us and is always working for our good. We know we can talk to God about anything because God answers prayers!



Belief

LESSON 3 EARLY CHILDHOOD

Guide kids into knowing God, exploring His big story, and marveling at His wonder.

LESSON AT A GLANCE

WONDER TRUTH: God Answers Prayers

SCRIPTURE: 1 Samuel 1

MEMORY VERSE: From Ephesians 3:20

Worship

SUPPLIES: Worship Music videos

Today, we'll learn about how God answers prayers. Let's sing about God answering our prayers together!

Play songs and encourage the kids to sing and dance as they praise God.

Prayer of Invitation

Before entering into God's big story, lead kids in a prayer of invitation. Use the prayer here or your own words: **God, thank You for answering our prayers. Help us trust in You more and more and in what You've promised. We invite You to speak to us today. In Jesus' name, Amen.**

God's Big Story

SUPPLIES: Bible

Hold up a Bible and show the kids. Tell them today's story comes from the book of [1 Samuel](#) in the Bible. Open a Bible and show them where the story is found.


God's Big STORY SCRIPT: GOD ANSWERS HANNAH'S PRAYER

SUPPLIES: Bible, tape, [God's Big Story Video](#), [God's Big Story Pictures](#) (1 set per kid plus 1)

Ahead of time, print one set of the [God's Big Story Pictures](#) for each kid, plus a set for you.

Before you begin storytelling, pass out one set of [God's Big Story Pictures](#) to each kid.

As I share about God's big story today, I'm going to hold up some pictures, and you can hold up the same picture from the stack of pictures you have. Let's practice. Hold up the "sad" picture and invite the kids to hold up the same picture from their cards. **Great job! I think we're ready.**



After wandering in the wilderness for many years, God's chosen people, the Israelites, were finally living in the Promised Land. Unlike the other nations around them, the Israelites didn't have a king; instead, they were ruled by judges. The Israelites trusted the judges to lead them and priests to teach them as they worshiped God.

Elkanah and Hannah were two Israelites living at that time. They were married and wanted to have children. But Hannah couldn't have kids, and this made them very sad. Hold up the picture of the sad face and pause for kids to hold up their cards. **Hannah wondered why she couldn't have a baby.** Hold up the picture of the baby and pause for kids to hold up their cards. **Whenever Elkanah and Hannah went to the tabernacle (a special place where people worshiped God), Elkanah would offer a double sacrifice for Hannah, asking God to let her have a baby.** Hold up the picture of the baby and pause for kids to hold up their cards.

One year, after they finished worshiping at the tabernacle, Hannah returned there by herself. She was so sad. Hold up the picture of the sad face and pause for kids to hold up their cards.

She sat down in the tabernacle and started crying and praying. Hold up the praying image and pause for kids to hold up their cards. **She said to God, "Lord, you rule over all. Please see how I'm suffering! ... Please give me a son! If you do, I'll give him back to the Lord. Then he will serve the Lord all the days of his life" (1 Samuel 1:11).** One of the priests named Eli saw Hannah praying. Hold up the praying image and pause for kids to hold up their cards. **He asked her what she was doing.**

Hannah told him she was sad and praying for a son. Eli listened to her story, and his heart listened to God. Then he said to her, "Go in peace. May the God of Israel give you what you have asked him for" (1 Samuel 1:17). Hannah replied, "May you be pleased with me" (1 Samuel 1:18). **When she left the temple, Hannah didn't feel sad anymore.** Hold up the sad card and pause for the kids to hold up theirs as well.

Early the next morning, Hannah and her husband woke up early and worshiped the Lord; then they returned home. Before long, Hannah had a baby son. Hold up the baby image and pause for kids to hold up their cards. **How do you think Hannah and Elkanah felt when their child was born?**

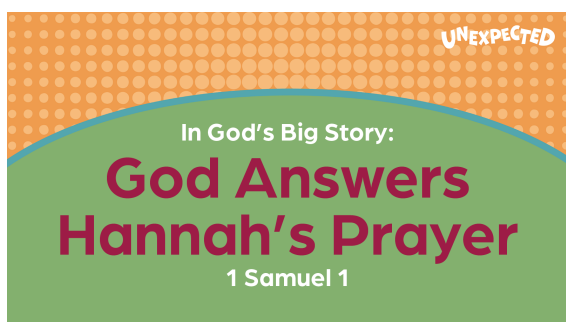
Interact with responses. **Yes, they must have been very happy.** Hold up the happy face image and pause for kids to hold up their cards.

Hannah named her son Samuel, and when Samuel was old enough, he went to the tabernacle to work with Eli the priest. Eventually, Samuel became a prophet for the Lord and anointed the first two kings of Israel.

Just like God heard Hannah, He hears you. He is faithful to His promise to always be with us. We can talk to Him and trust in His faithfulness. When we ask God for something, He might not always answer when or how we want Him to, but He is always faithful to hear us and answer us in the best possible way. **God answers prayers.** Hold up the praying image and pause for kids to hold up their cards.

Watch God's Big Story

Watch the [God Answers Hannah's Prayer God's Big Story!](#)



Connecting the Wonder Truth

Our Wonder Truth today is **GOD ANSWERS PRAYERS.**

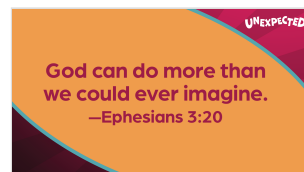
Hannah kept praying year after year until God answered her prayer. She didn't give up; this is called perseverance. Many years later, Jesus taught His disciples to have perseverance and keep praying and praying. He told them to "always pray and not give up" ([Luke 18:1](#)). Like Hannah and like Jesus' disciples, we can be certain God hears and will answer our prayers!

Word of Wonder

SUPPLIES: [Memory Verse Slide](#)

Display the Memory Verse slide.

Let's practice our Memory Verse together! In this game, you'll need to listen closely to me and repeat the verse exactly the way I say it. You might need to listen really well to hear part of the verse. Ready? OK!



Say the Memory Verse several times with the kids repeating after you. Each time you say the verse, pick a word to whisper quietly. For example:

- God can do **more** than we could ever imagine. —from [Ephesians 3:20](#)
- **God** can do more than we could ever imagine. —from [Ephesians 3:20](#)
- God can do more than we could ever **imagine**. —from [Ephesians 3:20](#)

Wow—great listening! And each of you answered me by repeating the Word of Wonder exactly how you heard it. Great job! Let's practice our Word of Wonder with our motions next.

- **GOD**—*Point up.*
- **CAN DO MORE THAN**—*Spread your arms wide.*
- **WE COULD EVER IMAGINE.**—*Point to forehead.*
- **FROM EPHESIANS 3:20**—*Hold your hands together in front, then open your palms, as if opening a book.*

Gather kids to discuss these questions:

- **What is one thing you imagine God can do? What has God done for you?**
- **What does this verse tell us about God?**

Help kids see the wonder of God's story and how it connects to their own story.

Divide kids into smaller groups for discussion and prayer.

Circle Time: Discussion and Prayer

DISCUSSION QUESTIONS

- **Why was Hannah sad?** *(She couldn't have kids.)*
- **What did Hannah ask the Lord for?** *(a baby boy)*
- **How did Hannah feel when she left the tabernacle?** *(She was no longer sad.)*
- **What did God do for Hannah?** *(He answered her prayers. He gave her a son.)*
- **What is prayer?** *(talking with God)*
- **When can you pray?**
- **Do you think God hears your prayers? Why or why not?**
- **What is a prayer you are asking for God to answer?**

Hannah trusted God. That's why she kept asking God for a son. And God answered her prayers! We can ask God for anything because we know God loves us and listens to us. He may not always answer in the way or time we expect Him to, but we can trust that God answers prayers. Let's talk to God now in prayer!

Invite kids to share prayer requests and praises and to pray for each other. Some kids may not be comfortable praying out loud. That's OK! Encourage them to pray silently and to thank God for how He answers our prayers.

Prayer and Blessing

After the kids finish their activity, pray with them, thanking God for how He hears and answers our prayers.

Dear God, thank You for answering our prayers. We know You're in charge of everything and that You love us. Remind us that we can always pray and talk with You. You always answer us. In Jesus' name, Amen.

Encourage the kids to hold their hands out in front of them, with palms up, as if their hands were open to receive something. Tell them to listen and receive the blessing as you speak it over them.

Blessing: **May you trust that God hears your prayers. May God show Himself to you in your life. May God's presence give you hope and peace.**

Use the following activity to keep kids engaged during pick-up and reinforce the lesson.

Closing Activity: God Answered Hannah Actions

What did Hannah ask for when she prayed? Allow the kids time to answer. **Yes, she prayed for a baby! We're going to remember what God did for Hannah as we play this game.**

First, we remember that Hannah was sad. When I say, "sad face," show a sad face. Let's practice. Say "sad face" and let kids make sad faces. **Good job!**

Then, we remember that Hannah prayed. When I say, "praying hands," you stop and show praying hands by placing them together in front of you. Model how to hold your hands in prayer. **Let's practice.** Say "praying hands" and let kids make praying hands motion.

How did Hannah feel after she prayed? She probably felt happy! When I say, "happy face," show me your biggest, most joyful face. What does yours look like? Allow actions.

And then God answered Hannah's prayer and gave her a baby! When I say, "little baby," you can rock your arms back and forth. Demonstrate the action of rocking a baby. **Show me how you rock a baby.** Allow actions.

Are you ready? Let's play! Allow kids to move around as they play this game. Call out the four actions—sad face, praying hands, happy face, little baby. You might want to start slowly and then call out the actions faster and faster. Feel free to mix up the actions also for an added challenge.