

**LESSON 4**
**GOD PROVIDES FOR ELIJAH**
**LESSON AT A GLANCE**

**WONDER TRUTH:** God Can Provide in Unexpected Ways

**SCRIPTURE:** [1 Kings 17](#)

**GOD'S BIG STORY:** When the prophet Elijah is in hiding from King Ahab, God demonstrates that He is the one true God by providing for Elijah's needs in unexpected ways

**MEMORY VERSE:** God is able to do far more than we could ever ask for or imagine. He does everything by his power that is working in us. —[Ephesians 3:20](#)

**CURIOSITY Large Group or Small Group**

An object lesson, experiment, or activity that sparks curiosity, encourages exploration, and gets kids thinking about the wonder of God.

- Welcome Question: What is the biggest surprise you've ever experienced?
- Free Play
- Countdown
- Curiosity Questions
- Declaring God's Wonder


**BELIEF Large Group**

A deep and interactive dive into Scripture that guides kids into knowing God more deeply, exploring His big story, and marveling at His wonder.

- Prayer of Invitation
- God's Big Story: Hear It, Watch It, Experience It!
- Connecting the Wonder Truth
- Memory Verse: [Ephesians 3:20](#)

**FAITH Small Group**

An intentional conversation that helps kids see the wonder of God's story and how it connects to their own, emboldening their faith and fostering a deeper understanding of their place in God's kingdom.

- Discussion Questions for Younger and Older Kids
- Small Group Prayer Time
- Blessing Your Kids

**EXTRA TIME Large Group or Small Group**

An interactive worship response activity that creates space for God to remind kids of these core truths: I am known, I am loved, I am led, and my life can tell of God's wonder.

- Something Worth Raven About

### INVITATION

*We invite you to pause, listen, and shift your gaze toward the Father ...*

Take a moment and read [1 Kings 17:7–24](#). I love to see how God is faithful to provide in unexpected ways. I love that this widow gives out of her own need, and God provides her with more than she can imagine. I love that Elijah experiences grace through the hand of another and that both are blessed as a result.

I have experienced the same miracle but not necessarily in the same way. Rather, my miracle of having my needs met has been much more through the community of faith who add to my jar. A bit of encouragement here. An anonymous financial gift here. A sprinkle of laughter and a smidge of prayer. A dollop of rides for my kids and a generous serving of text messages and calls.

But here's the thing; just like the widow, we have to make our needs known. We must be willing to say, "I only have this much to give right now" or "I am in need of these things." And I believe the same God who provided for the widow will be faithful to make our jars overflow as well.

How has God provided for you in unexpected ways? Take a few moments and thank the Lord today for the miracle of His provision.

**DID YOU KNOW?**

**FOUNDATION BUILDING BLOCKS**

**WHO?**

Elijah was a prophet during the time of King Ahab. God provided for Elijah's needs through ravens and through the unnamed widow of Zarephath. The widow's son was brought back to life through Elijah's prayers.

**WHAT?**

Israel rebelled against God, and their newest king, Ahab, did more evil things than all the kings before him ([1 Kings 16:30](#)). God caused a famine to come to the land as a consequence of these actions and to convince Ahab that the Lord of Israel is God alone.

**WHERE?**

Kerith Valley, also known as the Jordan Valley, was located just east of the Jordan River. The city of Zarephath was located between Tyre and Sidon and is known today as Sarafand, Lebanon. It is possible Jesus visited there in His journeys ([Mark 7:24](#)).

**WHEN?**

Elijah's experience took place during the reign of King Ahab and Queen Jezebel. Ahab was the seventh king of the northern kingdom of Israel and is believed to have reigned between 874–853 BC.

**CONNECTING TO GOD'S BIG STORY**

Centuries later, Jesus reminded His disciples that God will care for our needs as He does the lilies of the field and the birds of the air. Jesus is our ultimate provision, giving us all we need for eternal life in God by grace through faith ([Ephesians 2:8](#)).

Large Group or Small Group

Spark curiosity, encourage exploration, and get kids thinking about the wonder of God.

### Welcome Question

The following question will be written on a whiteboard: “What is the biggest surprise you’ve ever experienced?”



### As kids arrive ...

Warmly welcome kids by name. Show them the [Welcome Question](#). Invite kids to share with two or three others the story of the biggest surprise they’ve ever experienced. Be sure to have your own example ready too! If you have younger kids, be sure to read the question for them.

### Free Play

Tables will be set with games, toys, and activities for kids to enjoy until the lesson begins. This is a great opportunity to get to know kids and build relationships through conversation and play.

This is also a great time for a bathroom reminder!

### Countdown Video

Play the [countdown video](#) provided and then show it every week 5 minutes before your official start time to signify clean up time.



## Curiosity Questions

### At your start time ...

Enthusiastically welcome and gather all kids together as you begin the lesson. Because surprises can be good and bad, use sensitivity as you begin with the Welcome Question. Consider asking for volunteers to answer the Welcome Question: **What is the biggest surprise you've ever experienced?**

**Just like many of you shared about surprising experiences in your life, sometimes God can surprise us too. Today in God's big story, we're going to hear about a few times when God provided good things in really unexpected ways. But, first, it's time to be curious.**

Pose the following "I'm curious" questions. Say "I'm curious ..." before each question and give kids a chance to think about and answer each one. After each question, consider having kids share their ideas with a neighbor before you call on one or two of them to share with the group.

### I'm curious ...

- **Who is someone you trust to provide for your needs? Why do you trust this person?**
- **What are different ways God has provided for you?**

## Declaring God's Wonder

**SUPPLIES:** Elijah Declaration Slide

Display the [Elijah Declaration Slide](#). Read each line boldly and invite kids to repeat after you.

**Thank You, God, that You are good!** *(Kids repeat.)*

**You made me on purpose, for a purpose.** *(Kids repeat.)*

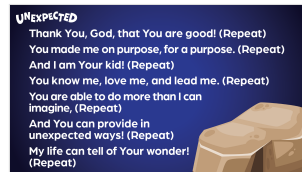
**And I am Your kid!** *(Kids repeat.)*

**You know me, love me, and lead me.** *(Kids repeat.)*

**You are able to do more than I can imagine,** *(Kids repeat.)*

**And You can provide in unexpected ways!** *(Kids repeat.)*

**My life can tell of Your wonder!** *(Kids repeat.)*



#### Large Group

Guide kids into knowing God, exploring His big story, and marveling at His wonder.

#### LESSON AT A GLANCE

**WONDER TRUTH:** God Can Provide in Unexpected Ways

**SCRIPTURE:** 1 Kings 17

**MEMORY VERSE:** Ephesians 3:20

#### Prayer of Invitation

Before entering into God's big story, lead kids in a prayer of invitation. Use the prayer here or your own words: **Father, thank You for this time to hear Your story from the Bible. We ask Your Holy Spirit to help us to understand Your great love for us—Your kids. Guide us to see all the ways You provide for us every day. We thank You most of all for giving us the gift of Jesus! In Jesus' name, Amen.**

#### God's Big Story

**SUPPLIES:** Bibles (1 per kid), [Elijah Title Slide](#), [God Provides for Elijah God's Big Story Video](#)

Explain to kids they are going to read in the Bible an example of God providing. Explain that 1 Kings is in the Old Testament and tells the true story of different leaders in Israel's history. Display the [Elijah Title Slide](#).

Then do one or both of the following:

- View [God Provides for Elijah God's Big Story Video](#)
- Use the following God Provides for Elijah Experience It! Script

**FOR OLDER KIDS:** Invite them to open their Bibles to [1 Kings 17](#). **Let's start by reading part of God's big story directly from the Bible. Afterward, we will watch and experience more of the story!**

Ahead of time, invite six confident readers to read part of today's passage out loud for the group. Provide the readers with their specific verse numbers so they can look over the verses before reading out loud: [1 Kings 17:7–11](#), [17:12](#), [17:13–14](#), [17:15–17](#), [17:19–21](#), [17:22–23](#). When you're ready to begin, invite the



readers to read their assigned verses aloud while the rest of the kids follow along. For groups with mainly beginning readers, consider inviting a leader to read the whole passage. Then do one or both of the following:

- View [God Provides for Elijah God's Big Story Video](#)
- Use the following God Provides for Elijah Experience It! Script

## Watch God's Big Story

Watch the [God Provides for Elijah God's Big Story!](#)



## LESSON 4 GOD PROVIDES FOR ELIJAH

### EXPERIENCE IT! SCRIPT


#### **SUPPLIES:** [Zoom-Out Slides](#)

Ahead of time, open the [Zoom-Out Slides](#) and prepare to display them.

Gather kids together and display the first [Zoom-Out Slide](#).

**We are going to hear an amazing part of God's big story from the Bible showing us that sometimes things aren't quite as they seem. Be listening for unexpected events, and be ready to help tell the story!**

**After God freed the people of Israel from slavery in Egypt and brought them to the land of promise, they had God for their King. But over time, the people begged God to give them a human king like all the other nations around them. Reluctantly, God agreed, but the first king—Saul—didn't stay true to God. The second king—David, the man after God's own heart—was a much better king, and so was his son, Solomon. But after that, just as God had warned, most of Israel's kings worshiped other gods. They didn't lead God's people well or follow His ways. So God raised up prophets, or messengers, to share His message with His people. Elijah was a prophet during the rule of King Ahab, a terrible king who didn't love God and who worshiped idols.**



God gave a message to Elijah to inform King Ahab of something that would happen to prove God is alive and powerful. This picture on our screen shows you the message God gave Elijah. Can you figure out the message?



Advance to the next [Zoom-Out Slide 2](#) and allow kids a few guesses at what's in the picture. **This is pretty hard. What about now?** Advance to the [Zoom-Out Slide 3](#). Once kids have tried guessing, advance the [Zoom-Out Slide 4](#) again and see if kids recognize the object. Then advance to the [Zoom-Out Slide 5](#) of the object and allow kids to shout out what they see. **Yes! It's a drop of water!** God had Elijah inform King Ahab that there wouldn't be any rain or dew for several years.

Well, this made King Ahab angry, so Elijah went to hide from him in the Kerith Valley. At the same time God told Elijah to go, God also told Elijah how He would provide for him. God stopped the rain, but He also led Elijah to a little brook that had enough water for him to drink.

What did Elijah eat? Without rain, food can't grow, but God provided another way for Elijah to have food. Let's take a look at another unexpected way God provided for Elijah. Advance to the next [Zoom-Out Slide 6](#). Allow kids to guess what the image is, then advance the [Zoom-Out Slide 7](#). Continuing advancing the [Zoom-Out Slide 8](#) until the [Zoom-Out Slide 9](#) of this object is displayed, allowing kids to share their guesses.



**Yes, it's a bird! Do you know what kind of bird it is?** Pause for kids to share. **It's a raven.** God sent ravens every day with food for Elijah to eat. I didn't expect ravens to be how God provided food for Elijah!

When the little brook dried up, it was time for Elijah to leave the valley. God told him, "Go right away to Zarephath in the region of Sidon. Stay there. I have directed a widow there to supply you with food" ([1 Kings 17:9](#)).

Elijah traveled to Zarephath where he met a widow, a woman whose husband had died. Elijah asked her, "Would you bring me a little water in a jar? I need a drink" ([1 Kings 17:10](#)). Elijah also asked the widow for something else. Look at this image ([Zoom-Out Slide 10](#)) and see if you can guess what Elijah wanted. Display the next [Zoom-Out Slide 11](#), [12](#) and allow kids to guess what the image is. Advance to [Zoom-Out Slide 13](#), allowing kids to share their guesses.



**Yes! Elijah asked the widow for bread.** The widow was sad, though. "I don't have any bread," she replied. ... 'All I have is a small amount of flour in a jar and a little olive oil in a jug. ... I'll make one last meal for myself and my son. We'll eat it. After that, we'll die'" ([1 Kings 17:12](#)).

**Wow! That seems like a really sad story, except that's not the way God let the story end.** He provided for Elijah again. Let's see if you can guess the unexpected way God provided. Advance to the next [Zoom-Out Slide 14](#). Allow kids to guess as you advance the slides [15](#), [16](#), [17](#).



**Yes! That's a jar like the woman used to hold her flour.** Do you know what God did with that jar? Listen to what Elijah told the woman. He told her, "The Lord is the God of Israel. He says, 'The jar of flour will not be used up. The jug will always have oil in it. You will have flour and oil until the day the Lord sends rain on the land'" ([1 Kings 17:14](#)). The widow believed God's words. She went home and made Elijah some bread with the last of the flour and oil. When she looked in the jar after feeding Elijah, there was still more flour and more oil. In fact, "The jar of flour wasn't used up [and] the jug always had oil in it" ([1 Kings 17:16](#)). God kept His word!



You all did a really great job looking at the images that weren't quite as they seemed. We've learned God worked in some really unexpected ways! And the story is not over yet! A little while later, something very sad happened. The widow's son got very sick and even stopped breathing! The widow was heartbroken. She questioned Elijah and all that had happened. Elijah took the boy to the upstairs room and cried out to the Lord. "Lord my God, I'm staying with this widow. Have you brought pain and sorrow even to her? Have you caused her son to die? ... Lord my God, give this boy's life back to him!" (1 Kings 17:20–21).

God heard Elijah's prayer. Suddenly, the boy took a deep breath. He was alive! Elijah took the boy to his mother and declared, "Look! Your son is alive!" (1 Kings 17:23). The woman was overjoyed and realized all that Elijah had done and said was from God. God can provide in unexpected ways!

## Connecting the Wonder Truth

**SUPPLIES:** Elijah Wonder Truth Slide

Display the [Elijah Wonder Truth Slide](#).



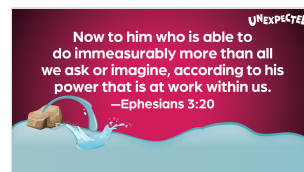
Our Wonder Truth today is **GOD CAN PROVIDE IN UNEXPECTED WAYS**.

Over 800 years after God provided for Elijah in unexpected ways, Jesus reminded His disciples that God cares for our needs as He does the lilies of the fields and birds of the air. Jesus is God's ultimate and unexpected provision for us. Through God's gift of Jesus and His death and resurrection, we have the hope of eternal life with God.

## Memory Verse

**SUPPLIES:** Memory Verse Slide

The Memory Verse is **Ephesians 3:20**. Today we've seen how God provides, sometimes in very unexpected ways. This verse tells us more about how God works in ways we would never imagine. Let's read the Word of Wonder together!



Display the Memory Verse [Slide](#) on the screen. Read the Memory Verse several times together. Consider having kids strike powerful poses as they read the verse as a group. They can change poses each time they read.

For an optional discussion, gather kids to talk about these questions:

- **How do you see God's power at work in you?**
- **When have you seen God provide in a way you wouldn't have ever imagined?**

**Leader Tip:** Be sure to help kids make the connection that the amazing power God used to perform the miracles in Elijah's life is in us through the Holy Spirit!

#### Small Group

**Help kids see the wonder of God's story and how it connects to their own story.**

Divide your group into smaller groups based on age. If your group is already small, stay together for this time.

#### MEMORY VERSE

**Now to him who is able to do  
immeasurably more than all we ask or  
imagine, according to his power that  
is at work within us.**

—Ephesians 3:20 (NIV)

#### Questions: Younger Kids

- In God's big story today, what is one way God provides for Elijah?
- Why does the widow tell Elijah she can't share any bread with him?
- What miracles does God provide for the widow and her son?
- If you were the widow, would you have trusted Elijah that God would provide more flour and oil? Why or why not?
- Is it hard or easy for you to trust that God will take care of you? Why?
- What is one way you want to trust God this week?

**It's not always easy to trust God, especially when things don't seem to be going our way. However, we saw in Elijah's life that sometimes God provides in unexpected ways. Let's pray to God right now, thanking Him that we can trust Him to provide.**

#### Make It Inclusive!

Kids in your group likely come from varying backgrounds. Some may have never known physical want while others might be familiar with hunger and experience anxiety over where their next meal will come from. Be intentional not to make promises of physical comfort and needs. Instead, remind kids that God is with them always and can provide in ways we would never guess!

## Prayer Time: Younger Kids

Open your prayer time by thanking God for being a God we can trust to provide for us. Invite kids to share their praises—what are they thankful for—and prayer requests—who or what are they praying for. Then pray for each child by name. Consider asking for volunteers ahead of time to pray for those who shared ways they wanted to trust God this week.

## Questions: Older Kids

- **In God's big story today, why is Elijah hiding?**
- **What are the different ways God provides for Elijah during this time?**
- **What happens to the widow's son? What does Elijah do in response?**
- **Elijah and the widow had to trust God each day that the flour and oil would not run out. Why can trusting God daily be difficult?**
- **Is it easy or hard for you to trust God? Why?**
- **What is something you can do to help you remember that God will take care of you?**

**God shows Elijah that He can provide in some really unexpected ways! This part of God's big story can encourage us that when life gets tough, God still cares for us. We just might be surprised by how He does it! Let's take time to pray and thank God for providing for us.**

### Make It Inclusive!

Kids in your group likely come from varying backgrounds. Some may have never known physical want while others might be familiar with hunger and experience anxiety over where their next meal will come from. Be intentional not to make promises of physical comfort and needs. Instead, remind kids that God is with them always and can provide in ways we would never guess!

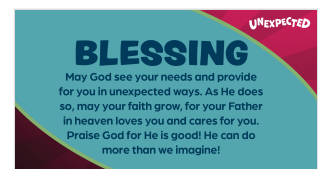
## Prayer Time: Older Kids

Invite kids into a time of prayer. Allow kids to share their requests about how they need God to provide and share praises for those ways God already has provided. Ask volunteers to pray for these requests and to thank God for providing in unexpected ways.

## Blessing Your Kids

Speak this blessing over your kids, as a group or as individuals. If you bless kids individually, insert each name into the blessing.

**Blessing:** May God see your needs and provide for you in unexpected ways. As He does so, may your faith grow, for your Father in heaven loves you and cares for you.



**Praise God for He is good! He can do more than we imagine!**

#### Large Group or Small Group

Use the following activity to keep kids engaged during pick-up time and reinforce the lesson.

## GAME 4: SOMETHING WORTH RAVEN ABOUT

**SUPPLIES:** whiteboard and dry-erase marker, [Bread and Meat Sheet](#) (1 per team of 4–8 kids)

Ahead of time, print one copy of the [Bread and Meat Sheet](#) for each team of 4–8 kids. Cut out each letter in the words “bread” and “meat,” and paperclip together letter sets of both words for each team.

In this game, two or more teams will compete in a relay race to carry “bread” and “meat” from one side of the room to the other.

Designate one kid per team to stand on one side of the room and be “Elijah,” while the rest of the kids on each team will be “ravens” and stand on the other side in a single-file line. Give each of the ravens one or more letters of the words “bread” and “meat.” When you say, “Go,” one raven on each team will give her letter(s) to Elijah and return to the line before the next raven goes. Once each Elijah gets all nine letters, he will run to the ravens’ starting line, and the entire team will work together to spell the words “bread” and “meat” correctly (on the floor or a table). The first team to do so wins!

This game works great with the [God Provides for Elijah](#) lesson!



**Leader Tip:** *For Younger Kids.* Write the words “bread” and “meat” in large letters on a whiteboard so kids can reference them as they put the letters in word order.

Once all teams have finished, gather kids together. **Great job bringing food to Elijah in our game! In God’s big story today, we learned that Elijah was on the run from evil King Ahab. Elijah hid in a place where there wasn’t any food. But that wasn’t a problem for God! He sent ravens to deliver bread and meat to Elijah every day. Only God could think of that—and do it! God provided for Elijah in unexpected ways, and He can do the same for you.**