

LESSON 2

ISAAC AND REBEKAH

LESSON AT A GLANCE

WONDER TRUTH: God Is Faithful

SCRIPTURE: [Genesis 24](#)

GOD'S BIG STORY: Abraham's servant travels to find a wife for Abraham's son Isaac. God provides a bride, Rebekah, and proves faithful in keeping His promises.

MEMORY VERSE: So I want you to realize that the Lord your God is God. He is the faithful God. He keeps his covenant for all time to come. He keeps it with those who love him and obey his commandments. He shows them his love. —[Deuteronomy 7:9](#)

CURIOSITY Large Group or Small Group

An object lesson, experiment, or activity that sparks curiosity, encourages exploration, and gets kids thinking about the wonder of God.

- Welcome Question: When did you wait a long time for something, and it turned out to be worth the wait?
- Free Play
- Countdown
- Curiosity Questions
- Declaring God's Wonder



BELIEF Large Group

A deep and interactive dive into Scripture that guides kids into knowing God more deeply, exploring His big story, and marveling at His wonder.

- Prayer of Invitation
- God's Big Story: Hear It, Watch It, Experience It!
- Connecting the Wonder Truth
- Memory Verse: [Deuteronomy 7:9](#)

FAITH Small Group

An intentional conversation that helps kids see the wonder of God's story and how it connects to their own, emboldening their faith and fostering a deeper understanding of their place in God's kingdom.

- Discussion Questions for Younger and Older Kids
- Small Group Prayer Time
- Blessing Your Kids

EXTRA TIME Large Group or Small Group

An interactive activity to keep kids engaged during pick-up time and re-inforce the lesson.

- The Right One

INVITATION

We invite you to pause, listen, and shift your gaze toward the Father ...

I often read the Bible and wonder how some of the people of it could mistrust God. He spoke directly to you! You heard Him with your own ears. How could you not trust that He will do what He said?

But I look back at my own life and realize that even if I heard God's audible voice, I would still struggle to trust. It is who we are. God shows up in smoke and fire and a booming voice, and the next day we wonder if it really happened. The enemy continues trying to persuade us to mistrust—did God really say that?

When have you struggled to trust Him, despite God's past faithfulness to you?

The journey with Jesus isn't a sprint. Abraham had a long road with God—ups and downs, all caused by Abraham's unfaithfulness. But by the end of his life, Abraham seems to have finally realized that God is faithful and knows He will provide a wife for Isaac.

As I ponder this story, my prayer is that it won't take me until the end of my life to consistently put my faith in the Lord. May my trust overflow as I look back and see how God showed up. May I be able to remember that God is faithful.

DID YOU KNOW?**FOUNDATION BUILDING BLOCKS****WHO?**

The “best servant” in Abraham’s house is likely the same head servant mentioned in [Genesis 15:2](#). His name was Eliezer of Damascus. He oversaw all of Abraham’s possessions. Before Ishmael and Isaac were born, he was considered the heir of Abraham’s fortune and property.

WHAT?

Isaac has grown up. Abraham knows that part of God keeping His promise of having as many descendants as the stars means his son will need to marry. Abraham sends his servant to find a woman from Abraham’s home country for Isaac. His servant finds Rebekah, and she marries Isaac.

WHERE?

Abraham is living in Canaan, which is the land God promised to give him and his children ([Genesis 17:8](#)). It’s found in modern-day Lebanon, southern Syria, and Israel. Abraham’s servant travels to Abraham’s home country of Mesopotamia in the Euphrates Valley.

WHEN?

Abraham probably lived between 2100 to 1800 BC. Sarah had just died, and Abraham purchased from the Hittites a place to bury her ([Genesis 23](#)). The Hittites were a major power in the nineteenth century BC. Abraham died soon after Isaac was married, and he left everything to Isaac.

CONNECTING TO GOD’S BIG STORY

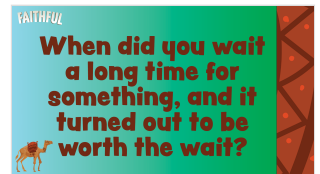
Through Isaac, God’s promise to Abraham grows. Isaac and Rebekah have a son named Jacob, whom God blesses and calls Israel. Israel is the nation from whom the Messiah would be born. Israel’s Messiah—Jesus—fulfills the Abrahamic promise through which the blessings of God open to all nations.

Large Group or Small Group

Spark curiosity, encourage exploration, and get kids thinking about the wonder of God.

Welcome Question

The following question will be written on the whiteboard: “When did you wait a long time for something, and it turned out to be worth the wait?”



As kids arrive ...

Warmly welcome kids by name and make sure to introduce new kids to each other. Show them the [Welcome Question](#). If you have younger kids, be sure to read the question for them. Let kids know they can share their responses with a friend, write their responses down, or even draw pictures describing their answers.

Free Play

Tables will be set with games, toys, and activities for kids to play until the lesson begins. This is a great opportunity to get to know kids and build relationship with them.

This is also a great time for bathroom reminder!

Countdown Video

Play the [countdown video](#) provided and then show it every week five minutes before your official start to signify clean up time. As toys are put away, gather kids on the floor, chairs, or benches and countdown the final 10 seconds together.



Curiosity Questions

At your start time ...

Gather kids together and warmly welcome kids to your group. Call on several kids to share their answers to the Welcome Question: **When did you wait a long time for something, and it turned out to be worth the wait?** If needed, help kids generate ideas by asking if they ever waited a long time for a particular gift, waited in line at an amusement park, or gone on a long road trip.

Today in God's big story, we're going to hear a story about a family who trusted God by waiting a long time for His promise to happen. But you, too, will have to wait, because first it's time to be curious. Pose the following "I'm curious" questions. Say "I'm curious ..." before each question and give kids a chance to think about and answer each one. After each question, consider having kids share their ideas with a neighbor before you call on one or two of them to share with the group.

I'm curious ...

- **What do you think it means to be faithful?**
- **Who has been faithful in your life?**

Leader Tip: Before continuing, make sure kids understand what *faithful* means. God's faithfulness refers to His never-ending love for us. He is trustworthy and always does what He says He will do. Consider leading kids in a chant before continuing, such as: "God is faithful! He does what He says He will do!"

Declaring God's Wonder

SUPPLIES: Rebekah Declaration Slide

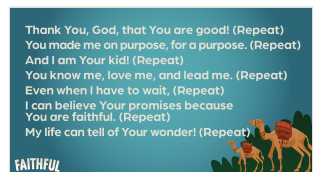
Display the [Rebekah Declaration Slide](#). Read each line boldly and invite kids to repeat after you.

Thank You, God, that You are good! (Kids repeat.)

You made me on purpose, for a purpose. (Kids repeat.)

And I am Your kid! (Kids repeat.)

You know me, love me, and lead me. (Kids repeat.)



Even when I have to wait, (Kids repeat.)

I can believe Your promises because You are faithful. (Kids repeat.)

My life can tell of Your wonder! (Kids repeat.)

Large Group

Guide kids into knowing God, exploring His big story, and marveling at His wonder.

LESSON AT A GLANCE

WONDER TRUTH: God Is Faithful

SCRIPTURE: Genesis 24

MEMORY VERSE: Deuteronomy 7:9

Prayer of Invitation

Before entering into God's big story, lead kids in a prayer of invitation. Use the prayer here or your own words: **God, You are the same God today as You've always been. Please give us eyes to see, ears to hear, and hearts to understand the truth of Your faithfulness. In Jesus' name, Amen.**

God's Big Story

SUPPLIES: Bibles (1 per kid), [Rebekah Title Slide](#), [Isaac and Rebekah God's Big Story Video](#)

Display the [Rebekah Title Slide](#). Explain to kids that Genesis is the first book in the Bible.



- View [Isaac and Rebekah God's Big Story Video](#)
- Use the following Isaac and Rebekah Experience It! Script

FOR OLDER KIDS: Encourage kids to look inside the book of Genesis for the big, bold number 24.

Let's start by reading part of God's big story directly from the Bible. Afterward, we will watch and experience more of the story!

Break up today's passage by inviting a kid volunteer to read [Genesis 24:2–4](#); you read verses [10](#), [12](#), and [15](#); and another kid volunteer reads verses [26–31](#) and [50–51](#). Then do one or both of the following:

- View [Isaac and Rebekah God's Big Story Video](#)

- Use the following Isaac and Rebekah Experience It! Script

Leader Tip: Abraham's direction to his servant in [Genesis 24:2](#) sounds strange to us. However, the servant put his hand under Abraham's thigh to symbolize the nature of his oath to Abraham ([Genesis 24:2, 9](#)). The intimate placement of the servant's hand may signify the oath's concern to ensure descendants for Abraham. Given this concern, the oath was likely understood as binding even if Abraham died.

Watch God's Big Story

Watch the [Isaac and Rebekah God's Big Story!](#)



LESSON 2 ISAAC AND REBEKAH

EXPERIENCE IT! SCRIPT

Explain that this story involves a road trip—one all kids will make as either obedient servants, kind women, or careful camels. As they stay tuned, you'll help them know who's who!

Leader Tip: Before launching into this story, decide how to call out about 20 percent of your group who are the oldest kids. It may be by grade level or, if you have a smaller group, by name. The rest of the boys will be camels, and the rest of the girls will be Rebekah.

Many years after God protected Noah and his family during the great flood, a man named Abram was living in a faraway land called Ur. Let's say Ur is over in that corner. Point to one corner. **So everyone, stand and go to Ur.** Pause as kids respond. **God told Abram to leave his homeland, and God made Abram an unbreakable promise called a covenant. God promised to give Abram a great big family and take really good care of Abram and his family. God also promised to work through Abram's family to bring blessings to people all over the world. Abram trusted God's promises, and God was happy with Abram's faith. Abram moved, so you will too.** Direct kids to walk to the opposite corner. Pause as kids respond.

Abram chose to love and obey God, and God changed his name to Abraham because he would be the father of many nations. Everyone, introduce yourself to several people with a handshake and say, "Hi, I'm Abraham." Pause as kids respond. Encourage those who know how to say "hello" in another language to do so. **Abraham and his wife Sarah grew really, really old, but eventually Sarah gave birth to a son named Isaac. When Isaac was older, Abraham wanted to find Isaac a wife so**

their family would continue to grow. Abraham asked his best servant to help him. Invite older kids to keep standing, but everyone else should be seated. The older kids will play the role of Abraham's servant. Pause as kids respond.

Abraham told his servant to find a wife for Isaac from Abraham's home country, instead of where they were living in Canaan. His servant asked what to do if the woman didn't want to come back with him. He asked, "Then should I take Isaac to her?" But Abraham said "no," because God had brought Abraham to Caanan, and his son would remain there.

Abraham told his servant about God's promise to him. "The Lord will send his angel ahead of you," Abraham reassured his servant. "So you will be able to get a wife for my son from there. The woman may not want to come back with you. If she doesn't, you'll be free from your promise. But don't take my son back there" (Genesis 24:7–8). The servant vowed to do as Abraham wanted. Servants, place your hand over your heart like you're making a promise. Pause as the older kids who are standing respond.

The servant left town with 10 camels loaded with good things from his master. Servants, walk slowly toward the other side of the room and, the rest of the boys, you are camels, so fall in behind a servant while walking like camels. Pause as kids respond. **The servant made it to Abraham's home country and stopped in the town of Nahor. Stop now, everyone!** Pause as kids respond. **The servant asked God to help him find the right woman to be Isaac's wife. Before the servant even finished praying, a woman named Rebekah arrived to draw water from the spring. The rest of the girls, please stand and pretend to draw water from a well, and everyone else, please sit down.** Pause as kids respond.

The servant hurried to her and asked for water. "Of course," she said, "And I'll give your camels water too. As much as they need." Girls playing Rebekah, give water to the camels. Pause as kids respond. **As the servant watched Rebekah's great act of kindness, he realized Rebekah was God's answer to his prayer. Servants, on your feet.** Pause as older kids respond. **The servant gave Rebekah expensive gifts and asked to meet her family. Rebekah ran home to tell her family what had just happened. All you Rebekahs, run in place!** Pause as kids respond.

Rebekah's brother, Laban, came to Abraham's servant and saw that God's blessing was with him. Laban said, "Why are you standing out here? I've prepared my house for you. I also have a place for the camels" (Genesis 24:31). They sat down for a meal, and Abraham's servant told them all the ways God had guided his journey to find Rebekah for his master's son, Isaac. Everyone, please sit down. Pause as kids respond.

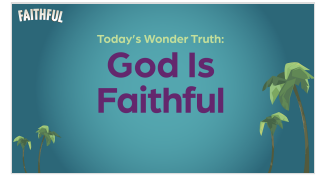
They were all amazed at God's faithfulness because God always does what He says He will do. Rebekah's family believed God was at work! "Here is Rebekah," they said, "Take her and go. Let her become the wife of your master's son, just as the Lord has said" (Genesis 24:51).

The next day Rebekah packed up, gathered her servants, and took off with Abraham's servant on the long journey back to Abraham's home in Canaan. Everyone—that's you, too, camels—head back to the corner. Pause as kids respond. **When they arrived, Rebekah met Isaac.** Pause as kids respond. **Abraham's servant told Isaac all God had done to bring Rebekah to them, and Isaac and Rebekah were married. God kept His promise to Abraham, and through Isaac and Rebekah's marriage, Abraham's family grew. God is faithful.**

Thank kids for helping to tell the story and invite them to return to their seats.

SUPPLIES: Rebekah Wonder Truth Slide

Display the [Rebekah Wonder Truth Slide](#).



Our Wonder Truth today is **GOD IS FAITHFUL**.

Leader Tip: Remember to pause and remind kids that God being faithful means He will always do what He says He will do.

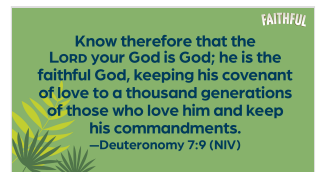
God made an unbreakable promise—a covenant—with Abraham that he would have many descendants (or children and grandchildren), and his descendants would become a great nation. Through Isaac, God's promise to Abraham grew. Isaac and Rebekah had a son named Jacob, whom God blessed and called Israel. Israel would become the name of God's family—a great nation of people. And Jesus—the promised Messiah and Savior—was born from the nation of Israel. Through Jesus, God's promise to Abraham is fulfilled, and God's blessings are open to people from all nations!

Memory Verse

SUPPLIES: Memory Verse slide

The Memory Verse we're working on is from our Bibles in [Deuteronomy 7:9](#). It reminds us that God is a faithful God who keeps His covenants and promises. In God's big story today, God showed His faithfulness by guiding Abraham's servant on his journey to Rebekah and keeping His promise of a great big family for Abraham. Let's read the Memory Verse together!

Display the [Memory Verse slide](#) on the screen. Read the verse aloud once together as a group. Next, have kids that remember the motions made up from last week repeat the verse while showing the class the motions.



Leader Tip: If needed, remind kids that a covenant is an unbreakable promise.

Small Group

Help kids see the wonder of God's story and how it connects to their own story.

Divide your group into smaller groups based on age. If your group is already small, stay together for this time.

MEMORY VERSE

**Know therefore that the Lord your God is God;
he is the faithful God, keeping his covenant of
love to a thousand generations of those who love
him and keep his commandments.**

—Deuteronomy 7:9 (NIV)

Questions: Younger Kids

- **What did God promise to give Abraham?**
- **God makes and keeps promises. What do you think this shows us about Him?**
- **What did Abraham ask his servant to do?**
- **Why do you think Abraham sent his servant with 10 camels loaded with good things?**
- **What did Abraham's servant do while he was waiting at the well?**
- **Have you ever had to wait on God? What can you do while you are waiting on God?**

In God's big story today, we saw God reveal His faithfulness by bringing Abraham's servant to Rebekah and her family's home, where a place was prepared for him and his camels. Let's take some time today to recognize and pray about God's faithfulness in our own lives.

Prayer Time: Younger Kids

Encourage kids to sit together and share their prayers and praises. If possible, ask kids to share one way they have seen God's faithfulness this week. Next, ask kids to share one area where they are waiting on God's faithfulness. It may be difficult for kids to think of an example of faithfulness, so consider sharing an example from your week to help kids get started.

Questions: Older Kids

- Why did Abraham send his servant back to his home country?
- Why do you think Abraham's servant left on his journey with 10 camels and all kinds of good, expensive gifts?
- What did Abraham's servant do while he was waiting at the well?
- When you are waiting on God for answers, what do you typically do?
- What happened when the servant arrived at Rebekah's house? Do these events surprise you? Why or why not?
- Where in this story do you see God's faithfulness? Where in your life do you see God's faithfulness?

God is faithful! Yet, it can be difficult to understand just how God will do what He says He will do! Abraham's servant prayed as he waited on God, and God brought him right to Rebekah. Let's talk to God now and ask Him to help us see all the ways that He has been and always will be faithful!

Prayer Time: Older Kids

Ask kids to think about one area in their lives where they have seen God's faithfulness. Next, ask kids if there is an area in which they are waiting to see God's faithfulness. Allow kids time to pray silently or encourage kids to find a partner and pray together.

Blessing Your Kids

Speak this blessing over your kids, as a group or as individuals. If you bless kids individually, insert each name into the blessing.

Blessing: God is good and keeps His promises, so may you always expect Him to be faithful. The same God who kept His covenant to Abraham will remain faithful to you because He does not change. In seasons of waiting, may your faith grow, and may your life tell of God's faithfulness.

BLESSING

God is good and keeps His promises, so may you always expect Him to be faithful. The same God who kept His covenant to Abraham will remain faithful to you because He does not change. In seasons of waiting, may your faith grow, and may your life tell of God's faithfulness. FAITHFUL

Large Group or Small Group

Use the following activity to keep kids engaged during pick-up time and to re-inforce the lesson.

GAME 2: THE RIGHT ONE

SUPPLIES: UNO cards. Designate one kid to be the leader. Ask the leader to stand facing the group.

Works well with the Isaac and Rebekah lesson!

Leader Tip: *For Younger Kids.* Knowing what “yes or no” questions to ask can be challenging, especially for younger kids. If your group has a lot of younger kids, consider being the leader throughout the game.

The leader is going to choose a card from this deck. Shuffle the cards and allow the leader to draw a card and view it in secret. Say to the leader: **Remember your card. It is the "right one."** Return the card to the deck and make sure that card is given to someone. Say to all the kids: **I'm going to give each of you a card. Don't let anyone know what you have! The leader will try to find out which one of you is the "right one."**

Designate one wall as “yes” and another wall as “no.” The leader will ask “yes or no” questions, and the cardholders will respond by moving to either the “yes” wall or the “no” wall. For example, the leader might ask, “Does your card have an odd number on it?” or “Is your card blue?” The only restrictions on the questions the leader may ask are that they must be “yes or no” questions, and the leader is not permitted to ask if they have a specific card until she is certain she knows who is the “right one.” Be available to help younger kids answer questions about their cards that may be difficult for them.

The leader may ask one or more of the kids to sit on the sidelines if she believes they are not the “right one” and wants to thin the crowd. The leader continues asking questions until she identifies which kid holds the “right one.” If time permits, play again with a new leader and a new card.

Abraham sent his servant out to find a wife for Isaac, and Abraham asked God to lead him to the right one. God was faithful in leading the servant to Rebekah, and God is faithful in the promises He makes to us too.