

LESSON 3

MARY

LESSON AT A GLANCE

WONDER TRUTH: Jesus Is the Promised King

SCRIPTURE: [Luke 1](#)

GOD'S BIG STORY: God's people have waited for the promised King. At long last, an angel tells a young woman named Mary that she will be mother to the coming King Jesus.

MEMORY VERSE: For to us a child is born, to us a son is given, and the government will be on his shoulders. And he will be called Wonderful Counselor, Mighty God, Everlasting Father, Prince of Peace.
—[Isaiah 9:6](#)

CURIOSITY Large Group or Small Group

An object lesson, experiment, or activity that sparks curiosity, encourages exploration, and gets kids thinking about the wonder of God.

- Welcome Question: Have you ever waited for something for a long time? What was it like to wait?
- Free Play
- Curiosity Questions
- Declaring God's Wonder



BELIEF Large Group

A deep and interactive dive into Scripture that guides kids into knowing God more deeply, exploring His big story, and marveling at His wonder.

- Prayer of Invitation
- God's Big Story: Hear It, Watch It, Experience It!
- Connecting the Wonder Truth
- In Awe of God's Wonder
- Memory Verse: [Isaiah 9:6](#)

FAITH Small Group

An intentional conversation that helps kids see the wonder of God's story and how it connects to their own, emboldening their faith and fostering a deeper understanding of their place in God's kingdom.

- Discussion Questions for Younger and Older Kids
- Small Group Prayer Time
- Blessing Your Kids

CLOSING Large Group or Small Group

An interactive activity to reinforce the lesson and keep kids engaged during pick up.

- Option 1: Where's the King?
- Option 2: Amazing Animal Facts

INVITATION

We invite you to pause, listen, and shift your gaze toward the Father ...

Read [Luke 1:26–38](#). I've always been a slow reader. During my first year of seminary, I was behind in the reading for one of my theology classes, so I blocked out time to catch up. I expected a long day of slogging through dense paragraphs, and my expectations were met. But God brought something unexpected too. Somehow, those dense paragraphs gave me fresh eyes for the truth about who Jesus is. I ended up kneeling on the floor in teary-eyed wonder, praising Jesus the King.

It doesn't have to come through a theology textbook. It might come through a song, a poem, or a service project. It might come through a familiar passage of Scripture or one you've never read before. Or it might come as you're preparing to teach kids about God's big story. Every time we revisit the Christmas story, there's an opportunity to hear and read anew. Who is Jesus? According to the angel Gabriel, Jesus is the promised King, the one whose kingdom will never end. Do you believe that?

It's so easy to miss out on the truth, to go through the motions, to hear without hearing or see without seeing. This week don't miss out on the story. Jesus really is King, and His kingdom really is coming. Christmas changes everything!

—**Michael Rade**

Care & Support Ministry Assistant; Itinerant Preacher

Contributor to Wonder Ink

DID YOU KNOW?**FOUNDATION BUILDING BLOCKS****WHO?**

Mary was a young woman from the town of Nazareth who gave birth to Jesus. She was a virgin engaged to be married to Joseph, a descendant of David. It is possible Mary was also descended from David.

WHAT?

The angel Gabriel appeared to Mary to tell her she would become pregnant with a baby and to name Him Jesus. Jesus would be called the Son of God and become a king like David, ruling over God's people forever in a kingdom without end.

WHERE?

The angel appeared to Mary in the town of Nazareth in the region of Galilee, which was north of Judea. Nazareth is just over 15 miles west of the Sea of Galilee. Mary traveled south to visit her relative Elizabeth in the hill country of Judea.

WHEN?

The angel Gabriel appeared to Mary when her relative Elizabeth was six months pregnant. When the angel foretold the birth of John, King Herod's reign was nearing its end. King Herod ruled over Judea until 4 BC.

CONNECTING TO GOD'S BIG STORY

God promised that a descendant of David would rule forever, and Daniel had a vision of one like a son of man ruling a kingdom without end ([Daniel 7:13–14](#)). These expectations are fulfilled in Jesus, born the rightful King over all creation.

Large Group or Small Group

Spark curiosity, encourage exploration, and get kids thinking about the wonder of God.

Welcome Question

Before kids arrive, display the [Mary Welcome Question Slide](#) or point out the following question on a whiteboard: “Have you ever waited for something for a long time? What was it like to wait?”



As kids arrive ...

Warmly welcome kids by name. Show them the [Welcome Question](#). Encourage them to find 2–3 kids to share their answers with. Kids who like to draw can illustrate their answers before sharing them. Feel free to share your own answers too! If you have younger kids, be sure to read the question for them.

Free Play

The tables will be set with toys, games, and activities for kids to enjoy until the lesson begins. This is a great opportunity to play alongside them and get to know the kids in your class.

PRO TIP: This is also a great time for a bathroom reminder!

Countdown Video

Play one the [countdown video](#) provided and then show it every week before your official start time to signal time to clean up.

Curiosity Questions

At your start time ...

Greet each kid by name, giving each a high five. Call on several kids to share their answers to the Welcome Question: **Have you ever waited for something for a long time? What was it like to wait?**

In God's big story, His people waited a very, very long time for the promised King to arrive. Today we're going to see how a young woman named Mary heard the exciting news that the wait was over. But, first, it's time to be curious.

Pose the following "I'm curious" questions. Say "I'm curious ..." before each question and give kids a chance to think about and answer each one. After each question, consider having kids share their ideas with a neighbor before you call on one or two of them to share with the group.

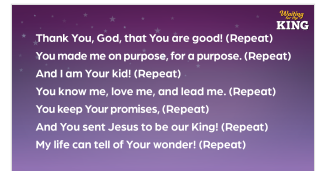
I'm curious ...

- **What is some exciting news you have received lately?**
- **What do you picture when you hear the word *king*?**

Declaring God's Wonder

SUPPLIES: Mary Declaration Slide

Display the [Mary Declaration Slide](#). Read each line boldly and invite kids to repeat after you.



Thank You, God, that You are good! (Kids repeat.)

You made me on purpose, for a purpose. (Kids repeat.)

And I am Your kid! (Kids repeat.)

You know me, love me, and lead me. (Kids repeat.)

You keep Your promises, (Kids repeat.)

And You sent Jesus to be our King! (Kids repeat.)

My life can tell of Your wonder (Kids repeat.)

Large Group

Guide kids into knowing God, exploring His big story, and marveling at His wonder.

LESSON AT A GLANCE

WONDER TRUTH: Jesus Is the Promised King

SCRIPTURE: Luke 1

MEMORY VERSE: Isaiah 9:6

Prayer of Invitation

Before entering into God's big story, lead kids in a prayer of invitation. Use the prayer here or your own words: **God, thank You for sending Jesus to be our King! Help us listen well to what You want to teach us today. May Your Holy Spirit speak to us so that we may know You better. Thank You for always keeping Your promises. In Jesus' name, Amen.**

God's Big Story

Hear It, Watch It, Experience It!

This lesson includes three opportunities for your kids to enter the story—each one reinforces the others! **HEAR** it read directly from the Bible. **WATCH** it in a video. **EXPERIENCE** it through the live script.



SUPPLIES: Bibles (1 per kid), [Mary Title Slide](#), [Mary God's Big Story Video](#)

Display the [Mary Title Slide](#). Then do one or both of the following:

- View [Mary God's Big Story Video](#)
- Use the following Mary Experience It! Script

Leader Tip: Kids may ask about the meaning of the word *virgin*. Keep your answer simple. Explain that a virgin is an unmarried woman. With these kinds of questions, it's often best to defer to parents, so if there are additional questions, feel free to say, "That's a great question. We can't get into it right now, but of course you can ask your parents about it."

For Older Kids: Explain to the kids that today's reading comes from the Gospels, the four books that tell the events of Jesus' life. Invite them to turn to [Luke 1](#), the very beginning of the book— before Jesus has even been born. **Let's start by reading part of God's big story directly from the Bible. Afterward, we will watch and experience more of the story!** Read [Luke 1:26–38](#). Before reading, you can explain that Elizabeth is a relative of Mary's and the future mother of John the Baptist. If you have confident readers, invite a few kids to read 3–4 verses each. Then do one or both of the following:

- View [Mary God's Big Story Video](#)
- Use the following Mary Experience It! Script

Watch God's Big Story

Watch the [Mary God's Big Story!](#)



LESSON 3 MARY

EXPERIENCE IT! SCRIPT

SUPPLIES: scratch art paper (1 sheet per kid), toothpicks (1 per kid), Luke 1:31–33 Slide [NIV](#), Luke 1:35 Slide [NIV](#).

God’s big story today is amazing! And you’re going to participate in the story by using your artistic skills in a very unique way to create some of the people we’ll learn about! But first, let’s review where we are in God’s big story.

After being forced to live in Babylon, God’s people came back home, but it didn’t always feel like home. They were still ruled by others. First the Persians, then the Greeks, then the Romans. They knew there had to be more to God’s big story. What about God’s promised Messiah—the one who would deliver God’s people? What about the King from David’s line, whose kingdom would never end? Those who loved God were waiting for the King!

God was on the move, preparing the way. He was working through a married couple named Zechariah and Elizabeth. Elizabeth was going to have a baby named John. John would be filled with the Holy Spirit, God’s presence, and prepare the way for Jesus by telling God’s people to turn away from the wrong things they were doing.

Pause the story and hand out scratch art paper to each student, along with a toothpick for drawing. **Each of you has a piece of this scratch paper. At different points in God’s big story, I’m going to pause and give you a chance to create the character or part of a scene that we’re learning about by scratching it into your paper. You’re going to use your imagination and artistic abilities to create our story on this special paper! You’ll need to leave room for 4-5 things to fit on your paper. Ready? Let’s go!**

When Elizabeth was six months pregnant, God sent the angel Gabriel to a young woman named Mary who lived in the town of Nazareth. Mary was engaged to be married to a man named Joseph. Joseph came from the family line of King David.

Pause in the story and give the kids time to draw Mary on their paper. Remind them that the goal here is not perfection—it’s OK if their artwork looks abstract!

Gabriel appeared to Mary and greeted her: “The Lord has blessed you in a special way. He is with you” (Luke 1:28). Mary was startled. What kind of greeting was this? The angel told Mary not to be afraid because God was very happy with her. In fact, God was about to do something amazing, and Mary would have a big part in what God was doing. Display the [Luke 1:31–33 Slide](#). “You will become pregnant and give birth to a son.” The angel continued, “You must call him Jesus. He will be great and will be called the Son of the Most High God. The Lord God will make him a king like his father David of long ago. The Son of the Most High God will rule forever over his people” (Luke 1:31–33).

Pause in the story and give the kids time to create the angel on their paper.

Whoa! Had Gabriel just said what Mary thought he said? Had Gabriel just announced the coming of the everlasting King—the one whose kingdom will never end? And was Mary to be this King’s ... mother?

You will become pregnant and give birth to a son. You must call him Jesus. He will be great and will be called the Son of the Most High God. The Lord God will make him a king like his father David of long ago. The Son of the Most High God will rule forever over his people.
—Luke 1:31–33 (NIV)

“‘How can this happen?’ Mary asked the angel” (Luke 1:34). It was a good question. After all, she wasn’t even married yet! Gabriel told her she would become pregnant through the power of the Holy Spirit. Display the [Luke 1:35 Slide](#). “The power of the Most High God will cover you. So the holy one that is born will be called the Son of God” (Luke 1:35). The angel also told Mary what God was doing to prepare the way for Jesus. He told her that her relative Elizabeth was six months pregnant, even though she was old and people thought she couldn’t have children. “That’s because what God says will always come true,” the angel declared (Luke 1:37). “‘I serve the Lord,’ Mary answered. ‘May it happen to me just as you said it would’ ” (Luke 1:38).

Pause in the story and give the kids time to create the promised baby on their paper.



After that, Mary wanted to see Elizabeth, so she set out for Judea. When Mary greeted Elizabeth, the baby inside Elizabeth jumped with joy, and Elizabeth was filled with the Holy Spirit. She declared that both Mary and the baby inside Mary were blessed. She recognized that Mary was the mother of the Lord—the Lord who would rule over Elizabeth and everyone else. The King was coming!

Pause in the story and give the kids time to create Elizabeth on their paper.

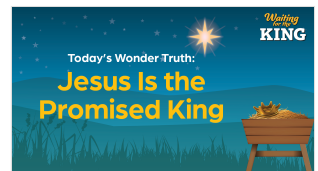
Then Mary sang a new song. She praised God for what He was doing through her. She praised Him for what He had done in the past, for His kindness to the lowly and hungry, and for keeping His promises. After all, God had just kept the biggest promise of all. The King was coming! Jesus was coming! Jesus is the promised King!

Give the kids time to create a crown on their paper to represent that Jesus is the promised King.

Connecting the Wonder Truth

SUPPLIES: [Mary Wonder Truth Slide](#)

Display the [Mary Wonder Truth Slide](#).



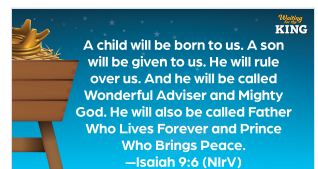
Our Wonder Truth today is **JESUS IS THE PROMISED KING**.

God promised King David that one of David’s relatives would rule as King forever (2 Samuel 7:11–13). Then Daniel had a dream of one like a son of man ruling a kingdom that never ends (Daniel 7:13–14). Jesus fulfills both of these things! Jesus is from David’s family line, and He is the everlasting King!

Memory Verse

SUPPLIES: [Memory Verse Slide NIV](#)

The memory verse we’ve been working on together this month is [Isaiah 9:6](#). This verse describes the kind of king God promised to send—a King who guides us, loves us, and brings us peace. That’s just the kind of king Jesus is! Let’s read the Word of Wonder together.



Display the Memory Verse [Slide](#) on the screen. You might ask kids to begin reading the verse quietly and then get louder as you get to the end of the verse. Then do the opposite—start loud and become increasingly quieter, so that you are whispering the word *peace*.

Make It Inclusive!

Some kids are sensitive to loud noise. Have noise-canceling headphones available for them to wear during activities that involve raised voices or other loud sounds.

For an optional discussion, gather kids to talk about these questions:

- **Why do you think God's people were so excited for this King to come?**
- **Think of the words used to describe Jesus in this verse. Which description means the most to you? Why?**

Small Group

Help kids see the wonder of God's story and how it connects to their own story.

Divide your group into smaller groups based on age. If your group is already small, stay together for this time.

MEMORY VERSE

For to us a child is born, to us a son is given, and the government will be on his shoulders. And he will be called Wonderful Counselor, Mighty God, Everlasting Father, Prince of Peace.

—Isaiah 9:6 (NIV)

Questions: Younger Kids

- **What is the name of the angel who came to see Mary?**
- **What news did the angel give to Mary?**
- **What did Mary do when she heard the news?**
- **How would you feel if an angel appeared to you and told you that the everlasting King was coming?**
- **What would you do to celebrate really good news like this?**
- **What does it mean for Jesus to be your King?**

Mary was so glad to find out that Jesus, the promised King, was on His way! She shared her joy with God in her prayers to Him. We get to do that too! Let's talk to God now, thanking Him for sending Jesus.

Prayer Time: Younger Kids

Ask kids to share their praises and prayer requests. Remind them that kings have power and authority. When we pray to Jesus, He can hear and answer our prayers. Begin the prayer time with "King Jesus." Finish the prayer time by saying, "In the name of Jesus, the promised King, we pray, Amen."

Questions: Older Kids

- Why were God's people longing for the promised King to arrive?
- Who appeared to Mary? What was his message?
- What was Mary's response?
- How would you respond if an angel appeared to you and told you that the everlasting King was coming?
- God called on Mary to do something big! What big things might God call you to do?
- How would the world be different if everyone knew that Jesus was the King?

God's people had waited a long time, but at last Jesus—the promised King—was on His way. And He is still the King. He will be King forever. Mary knew that something special was happening, and she praised God. We can praise and thank Him too. He is still the God who keeps His promises! Let's thank and praise Him right now.

Prayer Time: Older Kids

Invite the kids to share the things they want to talk to King Jesus about. Consider asking them to kneel while they talk to their King. Remind them that King Jesus has the power to answer their prayers. Invite a few kids to pray. Encourage them to begin with "King Jesus," and end with "In the name of the King we pray, Amen."

Blessing Your Kids

Speak this blessing over your kids, as a group or as individuals. If you bless kids individually, insert each name into the blessing.

Blessing: May Jesus be your King forever. May you listen to Him and learn from Him. May you experience His love and peace. May you trust that God always keeps His promises.

BLESSING

May Jesus be your King forever.
May you listen to Him and learn from
Him. May you experience His love
and peace. May you trust that God
always keeps His promises.

Jesus
KING

Large Group or Small Group

Use the following activity to reinforce the lesson and keep kids engaged during pick up.

The closing activity can be done in small groups or together as a class.

Option 1: Where's the King?

SUPPLIES: table tennis ball, permanent marker (prep only), additional table tennis balls (3–4, optional)

Ahead of time, use a permanent marker to draw a simple crown on one table tennis ball.

Display the [Where's the King Slide](#). **God made a promise to His people that He would send a king. They waited a long time for that promised King to arrive. I imagine they were keeping their eyes open, watching for that King to come, don't you?**



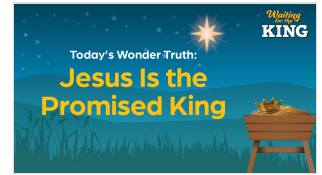
Show the table tennis ball with the crown on it. **Today we are going to watch for the king—or at least see if we can find this table tennis ball with a crown on it!**

Have the kids form a circle, standing shoulder to shoulder. If your group is large, consider having kids form multiple circles. (Just be sure you prepare a ball with a crown on it for each circle.) Ask for a volunteer to stand in the middle and explain that her job is to “find the king” (the table tennis ball). **If you are standing in the circle, pass the ball behind your back. Be sneaky! See if you can keep** (say name of kid in the middle) **from finding the king!** Have the kid in the middle close her eyes. Then give the table tennis ball to a kid in the circle.

Tell the kid in the middle to open her eyes. Tell her: **When you think you know where the king is, point to the kid who has it!** When the kid in the middle guesses correctly, have her switch places with the kid who had the ball. Play for as many rounds as you'd like or time allows.

Leader Tip: *For Older Kids.* Encourage the kids in the circle to “trick” the guesser, or add extra table tennis balls but only have the crown on one of them.

God's people knew that a king was coming. They had been waiting and watching, just like the player in the middle of our game. Display the [Mary Wonder Truth Slide](#). Today's Wonder Truth is **JESUS IS THE PROMISED KING**, and in God's big story today we saw that He is on His way! But He's definitely not coming in the way most people expect.



OPTION 2: AMAZING ANIMAL FACTS

In this game, kids will decide whether they believe an amazing animal fact is true or false and then move to the left or right side of the room to signal whether they think it is true or false.

This game works great with the Mary lesson!

Invite kids to gather in the center of the room, facing the screen.

God made our world full of amazing things! In this game, I'll read you an amazing animal fact. You'll decide whether you think it's true or false. If you think the fact is true, move to the left side of the room. Point to side of the room to kids' left. If you think the fact is false, move to the right side of the room. Point to the side of the room to kids' right. If you get it wrong, don't worry! We have several facts to guess. Just come back to the center of the room between each fact so you can guess again.

Leader Tip: Challenge kids to move like the animal each fact is about!

Go through the Amazing Animal Facts one at a time. After revealing each answer, encourage kids to come back to the center of the room.

For your reference, here are the amazing animal facts and corresponding answers:

Fact 1: Giraffes and humans have the same number of neck bones. (Answer: True)

Fact 2: A polar bear's skin is pink. (Answer: False. Polar bears have black skin to soak up the sun.)

Fact 3: Hummingbirds can beat their wings up to 100 times per second. (Answer: False. Hummingbirds can beat their wings up to 200 times per second.)

Fact 4: Lions have the loudest roar of all the big cats and can be heard up to three miles away. (Answer: True)

Fact 5: Rats are ticklish. (Answer: True)

Fact 6: Cows have best friends. (Answer: True)

Fact 7: Peregrine falcons can dive as fast as 117 miles per hour. (Answer: False. Peregrine falcons can dive as fast as 236 miles per hour.)

Fact 8: Butterflies taste with their antennae. (Answer: False. Butterflies taste with their feet.)

Gather kids back together. **Wow, I definitely learned some new things! Isn't it cool that God made animals with so many amazing features? But the most amazing thing God ever did was send His Son as the everlasting King. In today's part of God's big story, Mary knew that becoming the mother to the everlasting King was the most amazing thing to ever happen to her. God's people had waited a long time for Him to fulfill His promise. But God always keeps His promises. Mary's son, Jesus, is the promised King.**