

LESSON 1

DANIEL'S DREAM

LESSON **AT A GLANCE**

WONDER TRUTH: God Will Send an Everlasting King

SCRIPTURE: [Daniel 7](#)

GOD'S BIG STORY: While in Babylonian exile, one night Daniel dreams of four fierce beasts who would bring chaos. But the dream ends with God's everlasting King bringing order through His eternal reign.

MEMORY VERSE: For to us a child is born, to us a son is given, and the government will be on his shoulders. And he will be called Wonderful Counselor, Mighty God, Everlasting Father, Prince of Peace.
—[Isaiah 9:6](#)

CURIOSITY Large Group or Small Group

An object lesson, experiment, or activity that sparks curiosity, encourages exploration, and gets kids thinking about the wonder of God.

- Welcome Question: What is the weirdest dream you've ever had?
- Free Play
- Curiosity Questions
- Declaring God's Wonder



BELIEF Large Group

A deep and interactive dive into Scripture that guides kids into knowing God more deeply, exploring His big story, and marveling at His wonder.

- Prayer of Invitation
- God's Big Story: Hear It, Watch It, Experience It!
- Connecting the Wonder Truth
- Memory Verse: [Isaiah 9:6](#)

FAITH Small Group

An intentional conversation that helps kids see the wonder of God's story and how it connects to their own, emboldening their faith and fostering a deeper understanding of their place in God's kingdom.

- Discussion Questions for Younger and Older Kids
- Small Group Prayer Time
- Blessing Your Kids

CLOSING Large Group or Small Group

An interactive activity to reinforce the lesson and keep kids engaged during pick up.

- Option 1: Build-A-Beast
- Option 2: Memory Verse Activity

INVITATION

We invite you to pause, listen, and shift your gaze toward the Father ...

In sixth grade, just after I got up to start getting ready for school, I overheard the news report my dad was watching on the TV in our living room. They used words like airplane, towers, and collapsed. What on earth was going on? I got ready for school and arrived in the classroom to find the news on there, too. My entire class sat in silence as we watched this devastating moment in history together. The date was September 11.

I had never seen such a display of violence—people so intent on harming other people. It felt like the world had changed, and I didn't quite feel at home in it. It made me long for something better.

Read [Daniel 7:1–14](#). [Daniel 7](#) invites us to remember that God is always at work, even when life is dark or our burdens are heavy. God's people were in exile when Daniel received his vision. The Babylonian Empire reigned supreme—and in that era, violence was power. But God gave Daniel a vision of an everlasting King whose kingdom will never be destroyed. At Christmas, we celebrate the birth of that King—Jesus! And we look to the day when Jesus will come again and make all things right.

What are you facing in life? What darkness surrounds you? What violence makes you feel out of place in this world? Know that God is still at work. His plans haven't failed. Jesus has come and will come again. God will send an everlasting King, and death and darkness will give way to life.

DID YOU KNOW?**FOUNDATION BUILDING BLOCKS****WHO?**

Daniel was taken to Babylon after King Nebuchadnezzar of Babylon besieged Jerusalem. Daniel was trained to serve in the king's court and rose to prominence because of his God-given ability to understand dreams and visions. He spent most of his life in exile.

WHAT?

Daniel dreamed of four beasts representing kings who would rule on the earth. The fourth beast was especially terrifying and ruthless. God would judge the beasts and destroy the fourth beast, establishing an everlasting kingdom for His people ruled by the Son of Man.

WHERE?

During the reign of King Nebuchadnezzar, Daniel was put in charge of the province of Babylon, including the city of Babylon and its neighboring towns. Babylon was located along the lower Euphrates River, about 50 miles south of Baghdad in present-day Iraq.

WHEN?

Jerusalem fell to Babylon around 587/586 BC during the reign of King Nebuchadnezzar, who ruled Babylon from 605 to 562 BC. Daniel's dream in Daniel 7 occurred during the first year of the tenure of Belshazzar, who served as regent in Babylon from about 553 to 543 BC.

CONNECTING TO GOD'S BIG STORY

Daniel's vision of an everlasting King—one like a son of man—demonstrates that God had not forgotten His promise to bring a king from David's line who would rule forever ([Daniel 7:13–14](#)). This anticipates the birth of Jesus, a descendant of David, who often refers to Himself as the Son of Man.

Large Group or Small Group

Spark curiosity, encourage exploration, and get kids thinking about the wonder of God.

Welcome Question

Before kids arrive, display the [Dream Welcome Question Slide](#) or point out the following question on the whiteboard: “What is the weirdest dream you’ve ever had?”



As kids arrive ... Welcome each kid by name. Show them the [Welcome Question](#) and invite them to share their answers with others. If you have younger kids, be sure to read the question for them. Kids may even want to illustrate their weird dreams on paper or on the whiteboard.

Free Play

The tables will be set with games, toys, and activities for kids to enjoy until the lesson begins. This is a great opportunity to play alongside them and get to know the kids in your class.

PRO TIP: This is also a great time for a bathroom reminder!

Countdown Video

Play the [countdown video](#) provided and then show it every week before your official start time to signal time to clean up.



Curiosity Questions

At your start time ...

Enthusiastically welcome all kids! Call on several kids to share their answers to the Welcome Question:
What is the weirdest dream you've ever had?

Wow, dreams can be so interesting! Today we're going to learn how God gave Daniel an amazing vision at night that helped him understand how God would reign forever. But, first, it's time to be curious.

Pose the following "I'm curious" questions. Say "I'm curious ..." before each question and give kids a chance to think about and answer each one. After each question, consider having kids share their ideas with a neighbor before you call on one or two of them to share with the group.

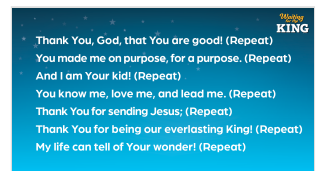
I'm curious ...

- **Have you ever had a dream that felt real? Tell about it.**
- **If you could combine any two animals into one, which animals would you choose?**

Declaring God's Wonder

SUPPLIES: Dream Declaration Slide

Display the [Dream Declaration Slide](#). Read each line boldly and invite kids to repeat after you.



Thank You, God, that You are good! (Kids repeat.)

You made me on purpose, for a purpose. (Kids repeat.)

And I am Your kid! (Kids repeat.)

You know me, love me, and lead me. (Kids repeat.)

Thank You for sending Jesus; (Kids repeat.)

Thank You for being our everlasting King! (Kids repeat.)

My life can tell of Your wonder! (Kids repeat.)

Large Group

Guide kids into knowing God, exploring His big story, and marveling at His wonder.

LESSON AT A GLANCE

WONDER TRUTH: God Will Send an Everlasting King

SCRIPTURE: Daniel 7

MEMORY VERSE: Isaiah 9:6

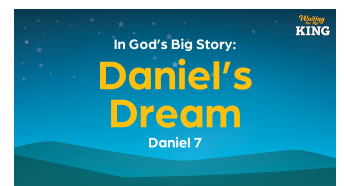
Prayer of Invitation

Before entering into God's big story, lead kids in a prayer of invitation. Use the prayer here or your own words: **God, thank You for this time we get to be together to learn more about You and Your Word. We pray that as we learn and listen today, Your Spirit would fill us up and help us trust in You. Thank You that You keep Your promises and have sent us an everlasting King in Jesus! In Jesus' name, Amen.**

God's Big Story

Hear It, Watch It, Experience It!

This lesson includes three opportunities for your kids to enter the story—each one reinforces the others! **HEAR** it read directly from the Bible. **WATCH** it in a video. **EXPERIENCE** it through the live script.



SUPPLIES: Bibles (1 per kid), [Dream Title Slide](#), [Daniel's Dream God's Big Story Video](#)

Display the [Dream Title Slide](#). Then do one or both of the following:

- View [Daniel's Dream God's Big Story Video](#)
- Use the following Daniel's Dream Experience It! Script

For Older Kids : Invite kids to turn in their Bibles to [Daniel 7](#). Let them know that Daniel is one of the prophets in the Bible, and the book that tells his story is in the middle of the books about the prophets in the Old Testament.

Let's start by reading part of God's big story directly from the Bible. Afterward, we will watch and experience more of the story!

Invite three volunteers to read three sections aloud from [Daniel 7](#). The first volunteer can read [Daniel 7:1](#), the second volunteer can read [Daniel 7:9–10](#), and the third volunteer can read [Daniel 7:13–14](#). Then do one or both of the following:

- View [Daniel's Dream God's Big Story Video](#)
- Use the following Daniel's Dream Experience It! Script

Watch God's Big Story

Watch the [Daniel's Dream God's Big Story!](#)



LESSON 1 DANIEL'S DREAM EXPERIENCE IT! SCRIPT

SUPPLIES: story sheet (1 per kid), coloring utensils, [Story Cube Slides](#)

Ahead of time, prepare one story sheet to show the kids an example of six different drawings in each section and what theirs will look like when completed. The six drawings are as follows:

1. Daniel sleeping
2. The winds of heaven stirring up the sea
3. The first three beasts
4. The fourth beast
5. God's heavenly throne and the fourth beast being destroyed
6. The everlasting King

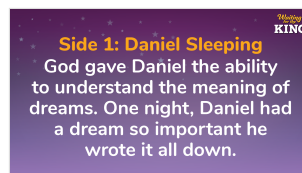
Many of us have had weird and even scary dreams, including me! In God's big story today, Daniel had a scary dream. But an angel explained the dream's meaning to Daniel. It was actually full of hope, especially for those living in exile and waiting for God to act.

Each of you gets to help with today's story by creating illustrations. Show kids a blank story sheet. When we're finished, this will be covered with illustrations that will help us remember God's big story! At six different points in our story, I'm going to pause and give you time to draw a part of the dream that we just talked about. When we're done, your story sheet will look like this. Show the kids the finished story sheet you made beforehand. **And it will include six of your own drawings—one in each box—to help you remember Daniel's dream!** Hand out papers and coloring utensils to all the kids.

Hundreds of years before Daniel, when David was king of Israel, God promised that one of David's future relatives would receive David's throne and rule forever. But there were times in God's big story when that seemed impossible. Eventually, the whole kingdom split in two! The northern kingdom of Israel was captured by a big empire called Assyria. Later, an even bigger empire called Babylon attacked the southern kingdom of Judah. Many of Judah's people were taken far from their home and forced to live in exile in a land that belonged to other people. Daniel was one of the Israelites taken from Judah to live in exile in Babylon, but God was faithful to Daniel.

One night, Daniel had a scary but really important dream. In fact, his dream was so important that he wrote it down so people like us could read about it! Now let's pause here and create our first drawing. Find the box with the number 1 in it and draw Daniel sleeping. Display the [first Story Cube Slide](#) (Side 1: Daniel Sleeping). Give kids time to draw a picture of Daniel sleeping in the first box. Read the slide out loud as kids draw.

To keep the story moving, consider giving kids one minute to draw each picture. Use a timer, and when a minute is up, encourage kids to put down their coloring utensils, direct their eyes to you, and listen to the next part of the story. If there is extra time at the end, give kids a chance to finish any incomplete drawings.



Great job! In his dream, Daniel saw the winds of heaven stirring up the great sea. In those days, people were scared of the sea, with its waves sloshing all around. The unpredictable sea was kind of like life in Babylon. God's people living in exile never knew what trouble each day might bring.

Let's pause again and create our second drawing. In box #2 of your story sheet, draw the winds of heaven stirring up a great sea. Advance to the [second Story Cube Slide](#) (Side 2: The Winds of Heaven). Give kids time to draw winds stirring up the sea in the second box. Read the slide out loud as kids draw.

Nice work! In Daniel's dream, the trouble came out of the sea. Four beastly creatures arose. The first three looked like a mixture of different animals that were hungry and fierce. This is a wild dream!

Let's pause again and create our third drawing. In the #3 box, draw the first three beasts in Daniel's dream. Advance to the [third Story Cube Slide](#) (Side 3: The First Three Beasts). Give kids time to draw the beasts in box #3 of their story sheets. Read the slide out loud as kids draw.

Those first three beasts in Daniel's dream were pretty scary. But there was a fourth beast in his dream, and this one was fiercest of all. It was powerful and destructive. The fourth beast had 10 horns. Then another horn grew so big that three of the other horns fell off. The horn had eyes like a human and a bragging mouth. It thought it was big and important. No wonder Daniel was frightened!

Let's pause again and create our fourth drawing. In box #4, draw the fourth beast in Daniel's dream. Advance to the [fourth Story Cube Slide](#) (Side 4: The Fourth Beast). Give kids time to draw the

fourth beast in box #4. Read the slide out loud as kids draw.

Daniel was really troubled by his dream! Thankfully, an angel visited him and told him what the dream meant. The angel explained that the four beasts stood for four kings who would rule on earth. They would be powerful, but in the end God’s kingdom is the only kingdom that would last. Even that terrible fourth beast would come to nothing. The last horn—the one who thought it was big and important—stood for an especially cruel king who would speak against God and treat God’s people very badly. But God and His people would triumph.

Right in the middle of Daniel’s chaotic dream, there was suddenly order and control. God was on His throne, ready to judge with perfect power. The first three beasts were forced to surrender. The fourth beast was destroyed. God had won! His kingdom was coming!

Let’s pause again and create our fifth drawing. In box #5, draw God’s throne in heaven and the fourth beast being destroyed. Advance to the [fifth Story Cube Slide](#) (Side 5: God’s Throne and the Fourth Beast Destroyed). Give kids time to draw in box #5. Read the slide out loud as kids draw.

That’s when Daniel saw the everlasting King who will rule forever, the same King whom God had promised to David. Daniel wrote, “In my vision I saw one who looked like a son of man. He was coming with the clouds of heaven. He approached the Eternal God. He was led right up to him. And he was given authority, glory and a kingdom” (Daniel 7:13–14). Daniel watched as people of all nations worshiped this King whose kingdom would never end.

Let’s pause again and create our final drawing. In the center box, #6 on your story sheet draw the everlasting King. Advance to the [sixth Story Cube Slide](#) (Side 6: The Everlasting King). Give kids time to draw in box #6. Read the slide out loud as kids draw.


When Daniel woke from his dream, he didn’t know who this “son of man” was. He didn’t know the name of a baby who would be born in Bethlehem. He didn’t know the baby would grow up to call Himself the Son of Man and bring about God’s kingdom. But Daniel did know that exile wasn’t the end of God’s big story. Daniel could live the rest of his days waiting on God and trusting an important truth: God will send an everlasting King. Do you know who the Son of Man and everlasting King is? Pause for a response. That’s right—He is Jesus!

Great job drawing on your story sheets! When we put them all together, you can remember Daniel’s amazing dream about Jesus, the everlasting King! Allow kids time to write their names on their story sheets and encourage kids to take them home and use them to retell the story to their families.

Connecting the Wonder Truth

SUPPLIES: [Dream Wonder Truth Slide](#)

Display the [Dream Wonder Truth Slide](#).

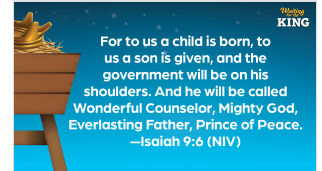


Our Wonder Truth today is GOD WILL SEND AN EVERLASTING KING.

God promised King David that a king from his family line would rule forever (2 Samuel 7:11–13). Daniel’s dream of an everlasting King who would be like a “son of man” (Daniel 7:13) showed that God had not forgotten His promise to David. Hundreds of years later, Jesus came to earth and called Himself the “Son of Man” (Matthew 25:31). Jesus is the everlasting King from Daniel’s dream!

Memory Verse

SUPPLIES: Memory Verse Slide [NIV](#)



The new memory verse we're working on this month is [Isaiah 9:6](#). God promised to send an everlasting King, and He did through Jesus! Let's read the memory verse together!

Display the Memory Verse Slide on the screen. Read through the verse several times together. Consider reading it slowly and then quickly and then with greater emphasis on all the names of Jesus as you go through the verse.

For an optional discussion, gather kids to talk about these questions:

- **Which is your favorite name for Jesus in this verse and why?**
- **Why is it good news that God sent Jesus as our everlasting King?**

Small Group

Help kids see the wonder of God's story and how it connects to their own story.

Divide your group into smaller groups based on age. If your group is already small, stay together for this time.

MEMORY VERSE

For to us a child is born, to us a son is given, and the government will be on his shoulders. And he will be called Wonderful Counselor, Mighty God, Everlasting Father, Prince of Peace.

—Isaiah 9:6 (NIV)

Questions: Younger Kids

- **What country did Daniel live in when he had a dream about beasts and an everlasting King? Was this place close to his home or far from it?**
- **What did the four beasts mean in Daniel's dream?**
- **Who is the everlasting King God sent?**
- **How do you think Daniel may have felt when he had this dream?**
- **God defeats the beasts in Daniel's dream! How does this make you feel?**
- **What do kings do? How is Jesus the everlasting King in your life?**

God gave Daniel this dream to help him understand that God is in control and the true King—Jesus—will rule forever and ever! Let's take some time to pray and thank Jesus for being our King.

Prayer Time: Younger Kids

Invite kids to think about ways that Jesus has been King in their lives this past week at school, at home, or in their activities. Has Jesus helped them through something hard or encouraged them through a friend or family member? Invite kids to share some of their praises, and then take some time to pray for the group, thanking Jesus for being the everlasting King.

Questions: Older Kids

- What did the four beasts in Daniel's dream represent?
- What happened in Daniel's dream that brought order and control?
- Who is the everlasting King God sent?
- What are some things that feel scary or hard in your life?
- How does it help you to know that God wins over evil?
- Where do you need to trust Jesus to be the everlasting King in your life?

We all face hard and scary things. But God is with us, and He is King over everything! We can trust Him to help us and defeat evil because He is the everlasting King. Let's take some time to pray for God's help in our lives.

Prayer Time: Older Kids

Invite kids to share prayer requests about something challenging going on in their lives right now. After a few minutes, take some time to pray, asking God to show up as the everlasting King over all the challenges the kids are facing.

Blessing Your Kids

Speak this blessing over your kids, as a group or as individuals. If you bless kids individually, insert each name into the blessing.

Blessing: May the Lord bless you and keep you this week, and may He remind you that in everything, Jesus is the everlasting King who knows you, loves you, and leads you.

BLESSING

May the Lord bless you and keep you this week, and may He remind you that in everything, Jesus is the everlasting King who knows you, loves you, and leads you.

Today
KING

Large Group or Small Group

Use the following activity to reinforce the lesson and keep kids engaged during pick up.

You may do this activity in small groups or call the class together for a large group activity.

Option 1: Build-A-Beast

SUPPLIES: Large drawing pad (2), markers or crayons
[Build-A-Beast Slide](#), [Dream Wonder Truth Slide](#)

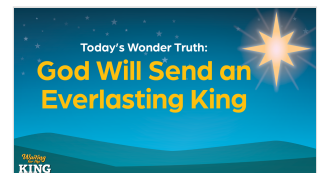


Display the [Build-A-Beast Slide](#). **Today we are going to build a beast! We'll use our creativity to make the most imaginative beasts we can think of!**

Invite kids to form two teams. Let them know their teams will be working together to create the craziest or most imaginative beast they can come up with. Invite kids to come up one at a time and add one body part or feature to their team's beast. For example, the first child might draw a head, the second might draw eyes or horns, the third might draw a furry arm, and so on. After everyone has had a turn, or multiple turns, judge the beasts and declare each team the winner of one category: craziest or most imaginative. If you have extra paper, you can play another round.

Leader Tip: *For Older Kids.* This activity might be more challenging if done as a relay or with a two-minute time limit—this guarantees that kids must be creative but quick!

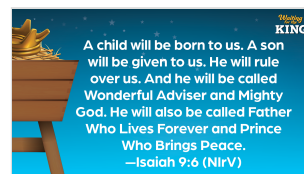
Display the [Dream Wonder Truth Slide](#). **We created some amazing beasts! In God's big story today, Daniel saw some frightening beasts in a dream. God used this dream to show Daniel that one day He would send a King who would win against evil and reign forever. I'm excited to learn more about today's Wonder Truth: **GOD WILL SEND AN EVERLASTING KING.****



Option 2: Memory Verse Activity

SUPPLIES: Memory Verse Slide [NIV](#)

Display the Memory Verse [Slide](#). Take some time to memorize the Word of Wonder by asking kids to demonstrate all the wonderful names of Jesus from the verse.



Invite kids to stand in a single file line, with an arm's length between each person. Begin saying the verse and when you get to child, invite the first person in line to demonstrate being a child. (They might pretend to rock a baby, or point to themselves, or pretend to cry.) Then continue reciting the verse. When you get to son, the next kid in line can demonstrate, maybe by pointing to a boy in the room or pretending to look up to a dad. Then continue reciting the verse. When you get to *Wonderful Advisor/Counselor*, ask the next person in line to demonstrate by using her body. Maybe she will pretend to be giving advice, or she will pat someone on the shoulder. Continue reciting the verse, inviting kids to demonstrate the rest of the names mentioned—*Mighty God, Father Who Lives Forever/Everlasting Father, Prince Who Brings Peace/Prince of Peace*—until you've said the whole verse.

Leader Tip: If kids are having a tough time coming up with a way to represent a title for Jesus, encourage others to help them.

Arrange kids in a different order, and say the verse again, asking kids to recite along with you as they demonstrate the different names. Continue until many of the kids can recite the verse.